

## DAFTAR PUSTAKA

- Abdul Latif , Purnomo Eka Nursyam. 2017. Analisa Kualitas Pelayanan Perpustakaan Sekolah Tinggi Teknologi Industri (STTIND) Padang Dengan Metode *Quality Function Deployment* (QFD). Padang: STTIND
- Everly Titaley1 , Sutriyono , Eko Marsyahyo. 2015. Evaluasi Layanan Perpustakaan Perguruan Tinggi Dengan Metode Quality Function Deployment (QFD) Pada Universitas Satya Wiyata Mandala Nabire. Malang. Institut Teknologi Nasional malang
- Fandy tjipto, Anastasia Dina.2001. Total Quality Manajemen. Jakarta: ANDI Yogyakarta
- Fandy Tjiptono, 1999. Prinsip Prinsip Total Quality Manajemen. Yogyakarta: ANDI Yogyakarta
- Hari, P. 2004. Pengantar Teknik Industri. Yogyakarta: Graha Ilmu
- Nani Kurniasih,2018, Analisis Pengaruh Pelayanan Perpustakaan Terhadap Kepuasan Pengguna Perpustakaan di Institut Agama Islam Imam Ghozali. Institut Agama Islam Imam Ghozali
- M.NurNasation, 2015.Manajemen Mutu Terpadu. Jakarta:Ghalia Indonesia
- Nurfathyah Sari, 2018. Analisis Tingkat Kualitas Pelayanan Perpustakaan Universitas Sumatra Utara Dengan Metode Quality Function Deployment. Universitas Sumatra Utara.

# **LAMPIRAN**

## Lampiran 1 hasil Output Uji kuesioner dengan SPSS

### DATA TINGKAT DERAJAD KEPENTINGAN KONSUMEN

No	1	2	3	4	5	6	7	8	9	10	11	12	13	14	15	16	JML
1	4	3	4	4	4	4	3	3	3	3	4	4	4	4	4	3	58
2	2	2	3	4	4	4	3	4	4	4	4	4	3	3	3	3	54
3	4	4	4	4	4	4	4	4	4	3	4	3	3	3	3	3	58
4	4	3	3	4	3	4	3	3	4	3	3	3	4	3	3	3	53
5	4	3	3	4	4	4	3	4	3	3	4	3	3	2	2	3	52
6	3	3	3	3	4	4	3	3	4	3	3	3	3	3	3	3	51
7	4	3	3	3	4	4	3	4	4	3	3	4	4	4	4	4	58
8	4	3	3	3	4	4	3	4	4	3	3	4	3	4	3	2	54
9	4	4	3	4	4	4	3	4	4	3	3	3	3	3	3	3	55
10	4	3	4	4	4	4	3	4	4	3	3	3	3	3	3	3	55
11	3	3	3	3	4	4	3	3	4	3	3	3	3	3	3	3	51
12	3	3	3	3	3	3	3	3	3	2	2	2	2	2	2	2	41
13	4	3	3	4	4	4	3	3	4	3	4	4	4	3	4	4	58
14	4	3	4	4	4	4	3	3	3	3	4	4	4	4	3	3	57
15	4	3	4	4	3	4	3	3	3	3	3	3	3	3	3	3	52
16	2	3	3	4	4	4	3	4	4	3	3	3	3	4	4	3	54
17	4	4	3	4	4	4	4	4	4	3	3	3	3	3	3	3	56
18	2	3	3	3	3	4	3	3	4	3	3	4	3	3	3	3	50
19	4	3	4	4	3	4	3	3	4	3	3	3	3	3	3	3	53
20	4	4	3	4	4	4	3	4	3	3	4	3	3	4	3	3	56
21	4	3	4	4	4	4	3	3	4	3	4	3	4	3	4	3	57
22	4	4	3	4	4	4	3	4	4	3	4	4	3	4	2	4	58
23	4	3	4	4	4	4	3	4	4	3	4	4	3	4	4	3	59
24	4	3	3	4	4	3	3	4	4	3	4	3	3	4	3	4	56
25	4	3	3	3	3	4	3	3	4	3	4	3	3	3	4	3	53
26	4	4	3	3	3	4	3	4	4	3	3	4	3	3	4	3	55
27	4	3	4	4	3	4	3	4	4	3	3	4	4	3	3	3	56
28	3	4	3	4	3	4	3	4	4	3	3	3	3	3	3	3	53
29	4	3	3	4	3	4	3	4	4	3	4	3	3	3	3	3	54
30	4	3	3	4	3	4	3	4	4	3	4	4	4	3	4	3	57
31	3	3	3	3	4	3	3	3	3	3	4	3	3	3	3	3	50
32	4	3	4	4	4	4	4	4	4	3	4	4	4	4	4	3	61
33	4	3	3	4	4	4	3	4	4	3	3	4	4	4	3	3	57
34	4	3	3	4	4	4	3	3	3	3	3	3	3	3	3	3	52
35	4	3	3	4	4	4	3	3	4	3	4	4	3	3	4	3	56
36	4	3	3	4	4	4	3	4	4	3	4	4	3	4	4	3	58
37	4	3	3	4	4	4	4	4	4	3	4	4	4	4	4	3	60
38	3	3	3	4	3	3	3	4	4	3	4	4	3	4	4	3	55
39	4	3	3	4	4	3	3	4	4	3	4	4	3	3	4	3	56
40	4	4	3	4	4	4	4	4	4	3	4	4	3	3	4	3	59
41	3	3	3	3	3	3	3	3	3	2	3	3	3	3	3	3	47
42	4	3	3	4	4	4	3	4	4	3	4	4	3	3	4	3	57
43	4	3	3	4	4	3	3	4	4	3	4	4	3	3	4	3	56
44	4	3	3	4	4	3	3	4	4	3	4	4	4	3	4	3	57
45	4	4	3	4	4	4	4	4	4	3	4	4	4	3	4	3	60
46	4	4	2	4	4	4	4	4	4	3	3	3	4	4	4	3	58
47	4	3	3	4	4	4	4	4	4	3	3	3	4	4	4	3	58

48	4	3	4	4	4	4	3	4	4	3	3	3	4	4	4	3	58
49	4	3	3	4	4	4	3	4	4	3	3	3	4	4	4	3	57
50	4	3	3	4	4	3	3	4	4	3	4	4	4	4	4	3	58
51	4	4	4	4	3	4	3	4	4	3	3	3	3	3	3	3	55
52	3	3	3	4	4	4	3	4	4	3	4	4	4	4	4	3	58
53	4	4	4	4	4	4	3	4	4	3	4	4	3	4	4	3	60
54	3	3	3	3	3	3	3	4	3	3	4	3	3	4	3	3	51
55	4	4	3	3	3	3	3	3	3	3	3	3	3	3	3	3	50
56	4	3	3	4	4	4	4	4	4	3	4	4	4	4	3	3	59
57	4	3	3	4	3	3	3	4	4	3	3	4	4	4	3	3	55
58	4	4	3	4	3	3	3	4	4	3	3	4	3	3	4	3	55
59	4	3	4	4	4	4	3	4	4	3	3	4	4	3	4	3	58
60	3	3	3	3	3	3	3	3	3	3	3	3	3	3	3	3	48
61	3	3	3	3	4	3	3	4	4	3	3	3	3	3	3	3	51
62	3	3	2	3	3	3	3	3	3	2	3	3	3	3	2	3	45
63	3	3	3	4	4	3	3	4	4	3	3	3	3	4	4	3	54
64	4	4	4	4	4	4	3	4	4	3	4	4	3	4	4	3	60
65	4	4	3	3	4	4	3	3	4	3	4	3	3	3	4	3	55
66	3	3	3	3	3	4	3	3	4	3	4	3	3	3	4	3	52
67	3	3	3	2	3	2	2	2	2	3	2	2	2	2	2	2	37
68	3	3	3	3	4	3	3	3	4	3	3	3	4	3	3	3	51
69	4	3	3	3	4	3	3	4	4	3	3	3	4	3	3	3	53
70	4	4	3	3	4	4	3	4	4	3	3	3	4	4	4	3	57
71	3	3	3	3	4	3	3	4	4	3	3	3	3	3	3	3	51
72	4	4	3	3	4	4	3	4	4	3	3	3	3	4	3	3	55
73	3	3	3	3	3	3	3	2	3	3	3	3	3	3	2	3	46
74	3	3	3	3	4	4	3	4	3	3	2	2	2	2	3	3	47
75	3	3	3	3	4	3	3	3	3	3	3	3	3	3	3	3	49
76	4	3	4	3	4	3	3	4	3	3	3	3	3	3	3	3	52
77	4	3	3	3	3	3	3	4	4	3	4	4	3	3	4	3	54
78	4	4	4	3	3	3	3	3	3	3	2	2	2	2	2	2	45
79	3	4	3	4	3	3	3	3	3	3	4	4	3	3	3	3	52
80	3	3	3	3	3	3	3	3	3	2	3	3	3	3	3	2	46
81	3	3	3	4	3	3	4	3	3	3	4	4	3	3	3	3	52
82	3	3	2	3	3	3	3	3	3	3	2	2	3	3	2	3	44
83	4	3	4	4	4	4	3	3	3	3	3	2	2	2	3	3	50
84	3	3	3	3	4	4	3	4	4	3	4	4	3	4	4	3	56
85	4	3	3	3	4	3	3	4	4	3	4	4	3	4	4	4	57
86	4	4	3	4	3	4	3	4	4	3	4	4	3	3	3	3	56
87	4	3	3	3	3	3	3	4	3	3	3	3	3	3	3	4	51
88	4	3	2	3	3	3	3	4	3	3	4	4	3	3	4	4	53
89	4	3	3	3	3	3	3	4	3	3	4	4	4	3	3	4	54
90	4	3	3	3	3	4	3	3	4	3	3	3	3	3	3	3	51
91	2	2	3	4	3	3	3	3	3	3	3	3	3	3	3	4	48
92	4	4	3	4	3	4	3	4	4	3	4	4	4	4	4	4	60
93	3	3	3	4	4	4	3	4	3	3	4	4	4	4	3	3	56
94	3	3	2	2	3	3	3	3	3	3	2	2	2	2	2	2	40
95	3	4	3	3	4	4	4	4	3	3	4	4	4	4	3	3	57

## Validasi

Y1	Pearson Correlation	,536**
	Sig. (2-tailed)	,000
	N	95
Y2	Pearson Correlation	,262*
	Sig. (2-tailed)	,010
	N	95
Y3	Pearson Correlation	,311**
	Sig. (2-tailed)	,002
	N	95
Y4	Pearson Correlation	,680**
	Sig. (2-tailed)	,000
	N	95
Y5	Pearson Correlation	,518**
	Sig. (2-tailed)	,000
	N	95
Y6	Pearson Correlation	,595**
	Sig. (2-tailed)	,000
	N	95
Y7	Pearson Correlation	,422**
	Sig. (2-tailed)	,000
	N	95
Y8	Pearson Correlation	,662**
	Sig. (2-tailed)	,000
	N	95
Y9	Pearson Correlation	,672**
	Sig. (2-tailed)	,000
	N	95
Y10	Pearson Correlation	,364**
	Sig. (2-tailed)	,000
	N	95
Y11	Pearson Correlation	,675**
	Sig. (2-tailed)	,000
	N	95
Y12	Pearson Correlation	,718**
	Sig. (2-tailed)	,000
	N	95
Y13	Pearson Correlation	,648**
	Sig. (2-tailed)	,000
	N	95
Y14	Pearson Correlation	,674**
	Sig. (2-tailed)	,000
	N	95
Y15	Pearson Correlation	,715**
	Sig. (2-tailed)	,000
	N	95
Y16	Pearson Correlation	,416**
	Sig. (2-tailed)	,000
	N	95
TOTALX	Pearson Correlation	1
	Sig. (2-tailed)	
	N	95

\*\* Correlation is significant at the 0.01 level (2-tailed).

\* Correlation is significant at the 0.05 level (2-tailed).

## Reliability

### Scale: ALL VARIABLES

**Case Processing Summary**

		N	%
Cases	Valid	95	100.0
	Excluded <sup>a</sup>	0	.0
	Total	95	100.0

a. Listwise deletion based on all variables in the procedure.

**Reliability Statistics**

Cronbach's Alpha	N of Items
.858	16

**Item-Total Statistics**

	Scale Mean if Item Deleted	Scale Variance if Item Deleted	Corrected Item-Total Correlation	Cronbach's Alpha if Item Deleted
X1	50,17	19,184	,440	,852
X2	50,57	20,780	,166	,863
X3	50,65	20,548	,215	,861
X4	50,22	18,578	,609	,843
X5	50,18	19,574	,435	,852
X6	50,18	19,127	,517	,848
X7	50,68	20,474	,359	,855
X8	50,17	18,716	,590	,844
X9	50,13	18,835	,607	,843
X10	50,82	20,978	,320	,857
X11	50,38	18,238	,593	,843
X12	50,41	17,925	,643	,840
X13	50,55	18,633	,570	,845
X14	50,52	18,338	,595	,843
X15	50,47	17,848	,636	,841
X16	50,75	20,276	,340	,856

### DATA TINGKAT KINERJA PELAYANAN PERPUSTAKAAN

NO	1	2	3	4	5	6	7	8	9	10	11	12	13	14	15	16	JML
1	4	3	3	3	4	4	3	4	4	3	3	4	4	4	4	4	58
2	4	3	3	3	4	4	3	4	4	3	3	4	3	4	3	2	54
3	4	4	3	4	4	4	3	4	4	3	3	3	3	3	3	3	55
4	4	3	4	4	4	4	3	4	4	3	3	3	3	3	3	3	55
5	4	3	4	4	4	4	3	3	3	3	4	4	4	4	4	3	58
6	2	2	3	4	4	4	3	4	4	4	4	4	3	3	3	3	54
7	4	4	4	4	4	4	4	4	4	3	4	3	3	3	3	3	58
8	4	3	3	4	3	4	3	3	4	3	3	3	4	3	3	3	53
9	4	3	3	4	4	4	3	4	3	3	4	3	3	2	2	3	52
10	3	3	3	3	4	4	3	3	4	3	3	3	3	3	3	3	51
11	3	3	3	3	3	3	3	3	3	2	2	2	2	2	2	2	41
12	4	3	3	4	4	4	3	3	4	3	4	4	4	3	4	4	58
13	4	3	4	4	4	4	3	3	3	3	4	4	4	4	3	3	57
14	4	3	4	4	3	4	3	3	3	3	3	3	3	3	3	3	52
15	2	3	3	4	4	4	3	4	4	3	3	3	3	4	4	3	54
16	4	4	3	4	4	4	4	4	4	3	3	3	3	3	3	3	56
17	2	3	3	3	3	4	3	3	4	3	3	4	3	3	3	3	50
18	4	3	4	4	3	4	3	3	4	3	3	3	3	3	3	3	53
19	4	4	3	4	4	4	3	4	3	3	4	3	3	4	3	3	56
20	4	3	4	4	4	4	3	3	4	3	4	3	4	3	4	3	57
21	4	4	3	4	4	4	3	4	4	3	4	4	3	4	2	4	58
22	4	3	4	4	4	4	3	4	4	3	4	4	3	4	4	3	59
23	4	3	3	4	4	3	3	4	4	3	4	3	3	4	3	4	56
24	4	3	3	3	3	4	3	3	4	3	4	3	3	3	4	3	53
25	4	4	3	3	3	4	3	4	4	3	3	4	3	3	4	3	55
26	4	3	4	4	3	4	3	4	4	3	3	4	4	3	3	3	56
27	3	4	3	4	3	4	3	4	4	3	3	3	3	3	3	3	53
28	4	3	3	4	3	4	3	4	4	3	4	3	3	3	3	3	54
29	4	3	3	4	3	4	3	4	4	3	4	4	4	3	4	3	57
30	3	3	3	3	4	3	3	3	3	3	4	3	3	3	3	3	50
31	4	3	4	4	4	4	4	4	4	3	4	4	4	4	4	3	61
32	4	3	3	4	4	4	3	4	4	3	3	4	4	4	3	3	57
33	4	3	3	4	4	4	3	3	3	3	3	3	3	3	3	3	52
34	4	3	3	4	4	4	3	3	4	3	4	4	3	3	4	3	56
35	4	3	3	4	4	4	3	4	4	3	4	4	3	4	4	3	58
36	4	3	3	4	4	4	4	4	4	3	4	4	4	4	4	3	60
37	3	3	3	4	3	3	3	4	4	3	4	4	3	4	4	3	55
38	4	3	3	4	4	3	3	4	4	3	4	4	3	3	4	3	56
39	4	4	3	4	4	4	4	4	4	3	4	4	3	3	4	3	59
40	3	3	3	3	3	3	3	3	3	2	3	3	3	3	3	3	47
41	4	3	3	4	4	4	3	4	4	3	4	4	3	3	4	3	57
42	4	3	3	4	4	3	3	4	4	3	4	4	3	3	4	3	56
43	4	3	3	4	4	3	3	4	4	3	4	4	4	3	4	3	57
44	4	4	3	4	4	4	4	4	4	3	4	4	4	3	4	3	60
45	4	4	2	4	4	4	4	4	4	3	3	3	4	4	4	3	58
46	4	3	3	4	4	4	4	4	4	3	3	3	4	4	4	3	58
47	4	3	4	4	4	4	3	4	4	3	3	3	4	4	4	3	58
48	4	3	3	4	4	4	3	4	4	3	3	3	4	4	4	3	57
49	4	3	3	4	4	3	3	4	4	3	4	4	4	4	4	3	58
50	4	4	4	4	3	4	3	4	4	3	3	3	3	3	3	3	55
51	4	4	3	4	3	3	3	4	4	3	3	4	3	3	4	3	55

52	4	3	4	4	4	4	3	4	4	3	3	4	4	3	4	3	58
53	3	3	3	3	3	3	3	3	3	3	3	3	3	3	3	3	48
54	3	3	3	3	4	3	3	4	4	3	3	3	3	3	3	3	51
55	3	3	3	4	4	4	3	4	4	3	4	4	4	4	4	3	58
56	4	4	4	4	4	4	3	4	4	3	4	4	3	4	4	3	60
57	3	3	3	3	3	3	3	4	3	3	4	3	3	4	3	3	51
58	4	4	3	3	3	3	3	3	3	3	3	3	3	3	3	3	50
59	4	3	3	4	4	4	4	4	4	3	4	4	4	4	3	3	59
60	4	3	3	4	3	3	3	4	4	3	3	4	4	4	3	3	55
61	3	3	2	3	3	3	3	3	3	2	3	3	3	3	2	3	45
62	3	3	3	4	4	3	3	4	4	3	3	3	3	4	4	3	54
63	4	4	4	4	4	4	3	4	4	3	4	4	3	4	4	3	60
64	4	4	3	3	4	4	3	3	4	3	4	3	3	3	4	3	55
65	3	3	3	3	3	4	3	3	4	3	4	3	3	3	4	3	52
66	3	3	3	2	3	2	2	2	2	3	2	2	2	2	2	2	37
67	3	3	3	3	4	3	3	3	4	3	3	3	4	3	3	3	51
68	4	3	3	3	4	3	3	4	4	3	3	3	4	3	3	3	53
69	4	4	3	3	4	4	3	4	4	3	3	3	4	4	4	3	57
70	3	3	3	3	4	3	3	4	4	3	3	3	3	3	3	3	51
71	4	4	3	3	4	4	3	4	4	3	3	3	3	4	3	3	55
72	3	3	3	3	3	3	3	2	3	3	3	3	3	3	2	3	46
73	3	3	3	3	4	4	3	4	3	3	2	2	2	2	3	3	47
74	3	3	3	3	4	3	3	3	3	3	3	3	3	3	3	3	49
75	4	3	4	3	4	3	3	4	3	3	3	3	3	3	3	3	52
76	4	3	3	3	3	3	3	4	4	3	4	4	3	3	4	3	54
77	4	4	4	3	3	3	3	3	3	3	2	2	2	2	2	2	45
78	3	4	3	4	3	3	3	3	3	3	4	4	3	3	3	3	52
79	3	3	3	3	3	3	3	3	3	2	3	3	3	3	3	2	46
80	3	3	3	4	3	3	4	3	3	3	4	4	3	3	3	3	52
81	3	3	2	3	3	3	3	3	3	3	2	2	3	3	2	3	44
82	4	3	4	4	4	4	3	3	3	3	3	2	2	2	3	3	50
83	3	3	3	3	4	4	3	4	4	3	4	4	3	4	4	3	56
84	4	3	3	3	4	3	3	4	4	3	4	4	3	4	4	4	57
85	4	4	3	4	3	4	3	4	4	3	4	4	3	3	3	3	56
86	4	4	3	4	3	4	3	4	4	3	4	4	4	4	4	4	60
87	3	3	3	4	4	4	3	4	3	3	4	4	4	4	3	3	56
88	3	3	2	2	3	3	3	3	3	3	2	2	2	2	2	2	40
89	3	4	3	3	4	4	4	4	3	3	4	4	4	4	3	3	57
90	3	3	3	3	3	3	2	3	3	2	3	3	3	3	2	2	44
91	4	3	3	3	3	3	3	4	3	3	3	3	3	3	3	4	51
92	4	3	2	3	3	3	3	4	3	3	4	4	3	3	4	4	53
93	4	3	3	3	3	3	3	4	3	3	4	4	4	3	3	4	54
94	4	3	3	3	3	4	3	3	4	3	3	3	3	3	3	3	51
95	2	2	3	4	3	3	3	3	3	3	3	3	3	3	3	4	48



## Validasi

		Correlations
TOTAL Y		
Y1	Pearson Correlation	.542**
	Sig. (2-tailed)	.000
	N	95
Y2	Pearson Correlation	.264**
	Sig. (2-tailed)	.010
	N	95
Y3	Pearson Correlation	.309**
	Sig. (2-tailed)	.002
	N	95
Y4	Pearson Correlation	.682**
	Sig. (2-tailed)	.000
	N	95
Y5	Pearson Correlation	.537**
	Sig. (2-tailed)	.000
	N	95
Y6	Pearson Correlation	.610**
	Sig. (2-tailed)	.000
	N	95
Y7	Pearson Correlation	.458**
	Sig. (2-tailed)	.000
	N	95
Y8	Pearson Correlation	.666**
	Sig. (2-tailed)	.000
	N	95
Y9	Pearson Correlation	.687**
	Sig. (2-tailed)	.000
	N	95
Y10	Pearson Correlation	.412**
	Sig. (2-tailed)	.000
	N	95
Y11	Pearson Correlation	.671**
	Sig. (2-tailed)	.000
	N	95
Y12	Pearson Correlation	.713**
	Sig. (2-tailed)	.000
	N	95
Y13	Pearson Correlation	.642**
	Sig. (2-tailed)	.000
	N	95
Y14	Pearson Correlation	.667**
	Sig. (2-tailed)	.000
	N	95
Y15	Pearson Correlation	.726**
	Sig. (2-tailed)	.000
	N	95
Y16	Pearson Correlation	.447**
	Sig. (2-tailed)	.000
	N	95
TOTAL Y	Pearson Correlation	1
	N	95

\*\* . Correlation is significant at the 0.01 level (2-tailed).

## Reliability

### Scale: ALL VARIABLES

**Case Processing Summary**

		N	%
Cases	Valid	95	100.0
	Excluded <sup>a</sup>	0	.0
	Total	95	100.0

a. Listwise deletion based on all variables in the procedure.

**Reliability Statistics**

Cronbach's Alpha	N of Items
.863	16

**Item-Total Statistics**

	Scale Mean if Item Deleted	Scale Variance if Item Deleted	Corrected Item-Total Correlation	Cronbach's Alpha if Item Deleted
item_1	50,09	20,023	,449	,858
item_2	50,49	21,678	,170	,869
item_3	50,58	21,459	,215	,867
item_4	50,15	19,425	,614	,850
item_5	50,12	20,359	,457	,857
item_6	50,12	19,912	,536	,854
item_7	50,62	21,195	,395	,860
item_8	50,09	19,555	,597	,850
item_9	50,06	19,613	,624	,849
item_10	50,76	21,717	,367	,862
item_11	50,31	19,108	,591	,850
item_12	50,34	18,800	,639	,848
item_13	50,47	19,529	,564	,852
item_14	50,44	19,228	,589	,851
item_15	50,41	18,542	,651	,847
item_16	50,68	21,006	,372	,861



# UNIVERSITAS SAHID SURAKARTA

## UPT. PERPUSTAKAAN

Jl. Adi Sucipto 154, Jajar, Surakarta 57144, Telp. (0271) 743493, 743494, Fax. 742047  
[www.digilib.usahidsolo.ac.id](http://www.digilib.usahidsolo.ac.id)

---

### SURAT KETERANGAN 54/PERPUS/USS/VI/2019

Yang bertanda tangan dibawah ini :

Nama : Erna Setyaningsih  
Jabatan : Kepala Perpustakaan

Dengan ini menerangkan yang sebenar-benarnya bahwa yang tersebut dibawah ini :

Nama : Asmuni  
Prodi : TIN  
NIM : 20115051002

Bahwa yang bersangkutan benar-benar telah melakukan penelitian di Perpustakaan Universitas Sahid Surakarta.

Demikian surat keterangan ini dibuat untuk menjadikan periksa dan dapat digunakan sebagaimana mestinya

Surakarta, 06 Mei 2019

Kepala Perpustakaan

( Erna Setyaningsih )

# BUKU KONSULTASI SKRIPSI / TA



## UNIVERSITAS SAHID SURAKARTA

Jl. Adi Sucipto 154, Solo 57144, Indonesia  
Telp. +62 - (0)271-743493, 743494, Fax. +62 - (0)271-742047

### FAKULTAS SAINS, TEKNOLOGI, KESEHATAN






NAMA : ASMUNI .....  
NIM : 2015051002 .....  
PROGRAM STUDI : TEKNIK INDUSTRI .....  
JUDUL SKRIPSI / TA : ANALISA KEPASAIN PELAYANAN PERPUSTAKAAN .....  
DENGAN MENGGUNAKAN METODE QUALITY FUNCTION .....  
DEPLOYMENT (QFD) STUDI KASUS PERPUSTAKAAN UNIVERSITAS .....  
SAHID SURAKARTA



# KONSULTASI SKRIPSI

NO	HARI/TANGGAL	DOSEN PEMBIMBING	BAB / HAL	URAIAN	TANDA TANGAN
1	Selasa 15 Januari 2019	Anita O.T.D	I	Latar belakang belum terstruktur & belum jelas ref. penembung	
2	Kamis, 24 Januari 2019	ERVA INDRU-A	I	Latar belakang diperbarui, jurnal belum ada.	
3	Rabu, 6 Februari 2019	ERVA INDRU-A	I, II	Teori QFD Kurang, Tambah satu penelitian lagi	
4	Senin <del>Kamis</del> , 11 Feb 2019	Anita O.T.D	I	Poin-tan latar belakang supaya fokus pd permasalahan	
5	Rabu, 20 Feb 2019	ERVA INDRU-A	I, II	landasan Teori Kurang,	
	Senin-25 Feb 2019	Anita O.T.D	I & II	- Perbaiki latar belakang - Perbaiki bab II → hapus ttg TAM & tambah ref.	
6	Senin, 25 Feb 2019	Ersa Indri-A	I, II, III	- Perhalalkan bab III - Penggunaan kuisioner	
7	Rabu-27 Feb 2019	Anita O.T.D	I, II, III	- Evaluasi kembali metode QFD yg digunakan	
8	Jumat, 8 Maret 2019	Ersa Indri-A	Kuisioner	- Perhalalkan Kuisioner	
9		Anita O.T.D	Bagian dari penelitian	- Tambah bagian & kuisioner terbuka	
10	Senin, 6 Mei 2019	Anita O.T.D	IV	Mulai sebar kuisioner terbuka	
11	Senin, 13 Mei 2019	Ersa Indri-A	W	Mulai mengolah kuisioner tertutup	
12	Selasa, 21 Mei 2019	Anita O.T.D	IV	Kuisioner terbuka & tertutup	

*(Handwritten signature)*

13	Jumat, 24 Mei 2019	Anita O.T.D	IV	F10Q.	
14	Selasa, 28 Mei 2019	Erna Indriastuningih	BAB IV	Perbaikan penjelasan Rumus Lajut	
15	Rabu, 12 Juni 2019	Erna Indriastuningih	BAB V, VI	Perbaikan penulisan, penjelasan gambar, penjelasan kurang detail	
16	Senin, 17 Juni 2019	Anita O.T.D	Bab IV & V, VI	- bab V diperbaiki analisisnya - bab IV dilengkapi - bab VI harus sesuai tujuan penelitian	
17	Selasa, 18 Juni 2019	Anita O.T.D	Bab V	- revisi setiap bagian analisis validasi + desain target. ~ tambah telengkopas strips: Daftar gambar, daftar isi, dapus, dll Simp pendadaran !! Simp pendadaran (lampiran dilengkapi)	
18	Rabu, 19 Juni 2019	Erna Indri.A.	BAB V, VI		