LAMPIRAN

UNIVERSITAS USAHID SURAKARTA

Lampiran 1

FAKULTAS SOSIAL, HUMANIORA, DAN SENI
UNIVERSITAS SAHID SURAKARTA
Jl. Adi Sucipto No. 145, Solo 57144, Indonesia
Tel. +62 - (0)271 - 743493, 743494, Fax. +62 - (0)271 - 742047
www.usahidsolo.ac.id

Nomor : 474/D/FSHS/Usahid-Ska/XII/2024
Lampiran :
Perihal : **Permohonan Ijin Pengambilan Data Penelitian Skripsi / Tugas Akhir**

Kepada Yth.
Bapak/Ibu Pimpinan UNIVERSITAS SAHID SURAKARTA
Jl. Adi Sucipto No.154, Jajar, Kec. Laweyan
Kota Surakarta, Jawa Tengah 57144

Dengan hormat,

Guna memenuhi persyaratan perkuliahan Program S-1 di Universitas Sahid Surakarta, mahasiswa diwajibkan untuk menempuh Skripsi / Tugas Akhir. Dimana perlu diadakannya pengambilan data penelitian di instansi yang terkait dengan bidang keilmuan yang ditekuni.

Dalam rangka melaksanakan kegiatan tersebut, bersama ini kami menyampaikan permohonan ijin bagi mahasiswa kami untuk dapat melakukan pengambilan data penelitian di instansi yang Bapak/Ibu pimpin. Adapun data mahasiswa tersebut adalah sebagai berikut:

Nama	: **ALDILA ANDARI KRISTI**
Nomor Induk Mahasiswa	: 2021031007
Program Studi	: Psikologi
Judul Skripsi	: HUBUNGAN ANTARA GAYA HIDUP HEDONIS DENGAN PERILAKU KONSUMTIF PADA MAHASISWA PSIKOLOGI DI UNIVERSITAS SAHID SURAKARTA
Waktu Penelitian	: 16 Desember 2024 s/d 31 Desember 2024

Demikian atas perhatian dan kerja sama yang baik, kami mengucapkan terima kasih.

Surakarta, 06 Desember 2024
Mengetahui,
Dekan Fakultas Sosial, Humaniora dan Seni

Faqih Purnomosidi, S.Psi., M.Si
NIDN. 0602058801

Lampiran 2

FAKULTAS SOSIAL, HUMANIORA, DAN SENI
UNIVERSITAS SAHID SURAKARTA
Jl. Adi Sucipto No. 145, Solo 57144, Indonesia
Tel. +62 - (0)271 - 743493, 743494, Fax. +62 - (0)271 - 742047
www.usahidsolo.ac.id

SURAT KETERANGAN TELAH MELAKUKAN PENELITIAN
Nomor : 463/D/FSHS/Usahid-Ska/XII/2024

Yang bertanda tangan di bawah ini:

Nama	: **Faqih Purnomosidi, S.Psi, M.Si**
Jabatan	: **Dekan Fakultas Sosial, Humaniora, dan Seni**

Denan ini menerangkan dengan sesungguhnya bahwa mahasiswa yang tercantum di bawah ini

Nama	: **Aldila Andari Kristi**
Nomor Induk Mahasiswa	: 2021031007
Program Studi	: Psikologi

Telah selesai melakukan penelitian dan pengambilan data di Universitas Sahid Surakarta terhitung mulai tanggal 16 Desember 2024 s/d 31 Desember 2024 untuk memperoleh data penelitian dalam rangka penyusunan Skripsi dengan judul ***"HUBUNGAN ANTARA GAYA HIDUP HEDONIS DENGAN PERILAKU KONSUMTIF PADA MAHASISWA PSIKOLOGI DI UNIVERSITAS SAHID SURAKARTA".***

Demikian atas perhatian dan kerja sama yang baik, kami mengucapkan terima kasih.

Surakarta, 31 Desember 2024
Mengetahui,
Dekan Fakultas Sosial, Humaniora dan Seni

Faqih Purnomosidi, S.Psi., M.Si
NIDN. 0602058801

Lampiran 3

SKALA UJI COBA (Try Out)

GAYA HIDUP HEDONIS

Sebelum mengisi sebuah pernyataan di bawah ini, mohon untuk membaca petunjuk pengerjaan serta dipahami terlebih dahulu kemudian pilihlah jawaban salah satu dari pilihan yang tersedia. Pilih jawaban yang menggambarkan diri anda saat ini. Tidak ada jawaban yang benar ataupun salah dalam pengisian kuesioner ini sehingga saudara/i diharapkan untuk dapat mengisi jawaban sesuai dengan yang dilakukan selama ini:

Karakteristik Responden

1. Mahasiswa psikologi aktif Universitas Sahid Surakarta
2. Mahasiswa reguler
3. Berusia sekitar 18-25 tahun

Identitas Responden

Nama lengkap :

Usia :

No. Handphone :

Angkatan :

Keterangan

SS : Sangat Setuju

S : Setuju

CS : Cukup Sesuai

TS : Tidak Setuju

STS : Sangat Tidak Setuju

No	pernyataan	SS	S	CS	TS	STS
1.	Saya merasa kesal disaat ada teman yang menjelaskan bahwa tidak suka dengan pakaian yang saya kenakan.					
2.	Saya merasa senang mengumpulkan barang-barang yang sedang trend saat ini demi kesenangan hidup.					
3.	Saya merasa terdorong dengan gaya					

	berpakaian dari teman, sehingga menjadikan referensi dalam berpenampilan.					
4.	Saya lebih gemar berkunjung ke tempat-tempat yang tidak ramai banyak orang.					
5.	Saya hobi mengoleksi barang-barang brand ternama.					
6.	Saya relative membeli barang yang dipakai oleh idola saya					
7.	Ketika ada barang branded yang saya sukai dengan diskon, saya akan tetap usaha untuk membeli barang itu, walaupun pada saat itu uang saya belum cukup. Bahkan saya pernah meminjam uang kepada teman saya.					
8	Saya akan melakukan apapun yang dilakukan oleh teman-teman, agar tidak dicibir oleh mereka.					
9.	Dengan cara saya memakai pakaian bermerek membuat saya lebih percaya diri.					
10.	Jika saya tidak mempunyai barang-barang yang sedang trend, saya merasa diri saya seperti orang biasa-biasa saja.					
11.	Pakaian bermerek tidak meningkatkan rasa percaya diri saya.					
12.	Saya merasa canggung ketika memakai pakaian dan barang yang sudah ketinggalan zaman di hadapan orang banyak.					
13.	Saya sangat malu dengan gaya penampilan yang terlihat lusuh karena saya mengutamakan kebutuhan yang utama/primer.					
14.	Saya mampu mengontrol kemauan untuk membeli barang yang saya sukai saat sedang ada potongan harga.					
15.	Saya kurang suka jika terlalu terpaku pada trend.					
16.	Saya tidak merasa canggung saat mengendarai kendaraan yang kurang bagus di tengah kota.					
17.	Saya merasa kesal ketika teman mengikuti gaya penampilan saya.					
18.	Saya tidak merasa takut jika teman-teman mengkritik penampilan saya yang dianggap terlalu ketinggalan zaman.					
19.	Saya lebih menikmati waktu dirumah					

	daripada pergi ketempat umum.					
20.	Saya tidak suka membeli barang diluar kebutuhan walaupun sedang flash sale.					
21.	Saya tidak terlalu suka belanja online karena lebih nyaman berbelanja langsung ditoko.					
22.	Saya merasa terganggu ketika ada teman yang mengomentari penampilan saya dengan cara yang negatif.					
23.	Saya senang ketika belanja ditoko yang mewah.					
24.	Saya merasaa senang ketika teman-teman mempertanyakan barang yang saya gunakan.					
25.	Saya lebih percaya diri, ketika tidak berada dilingkungan yang membahas penampilan.					
26.	Saya masih suka menggunakan barang-barang lama yang masih layak pakai, meskipun tidak mengikuti trend terkini.					
27.	Saya tidak pernah minder ketika harus bergabung dengan orang yang penampilannya lebih mewah.					
28.	Saya lebih senang untuk menghabiskan waktu diluar rumah.					
29.	Saya tidak pernah meminjam barang teman untuk mengutamakan penampilan sendiri.					
30.	Saya lebih suka memantau informasi mengenai flash sale untuk mendapatkan diskon disemua toko.					
31.	Teman-teman berpendapat bahwa gaya penampilan saya kuno, tapi itu tidak menjadikan masalah.					
32.	Saya suka untuk menghabiskan waktu diluar rumah hanya untuk berkumpul dicaffe/berbelanja.					
33.	Saya merasa kesal saat memiliki barang yang sama dengan teman.					
34.	Saya merasa senang disaat berkunjung dan berkumpul dicaffe atau tempat wisata yang sedang hits.					

Lampiran 4

SKALA GAYA HIDUP HEDONIS

Penelitian

Sebelum mengisi sebuah pernyataan di bawah ini, mohon untuk membaca petunjuk pengerjaan serta dipahami terlebih dahulu kemudian pilihlah jawaban salah satu dari pilihan yang tersedia. Pilih jawaban yang menggambarkan diri anda saat ini. Tidak ada jawaban yang benar ataupun salah dalam pengisian kuesioner ini sehingga saudara/i diharapkan untuk dapat mengisi jawaban sesuai dengan yang dilakukan selama ini:

Karakteristik Responden

4. Mahasiswa psikologi aktif Universitas Sahid Surakarta
5. Mahasiswa reguler
6. Berusia sekitar 18-25 tahun

Identitas Responden

Nama lengkap :

Usia :

No. Handphone :

Angkatan :

Keterangan

SS : Sangat Setuju

S : Setuju

CS : Cukup Sesuai

TS : Tidak Setuju

STS : Sangat Tidak Setuju

No	pernyataan	SS	S	CS	TS	STS
1.	Saya merasa kesal disaat ada teman yang menjelaskan bahwa tidak suka dengan pakaian yang saya kenakan.					
2.	Saya merasa senang mengumpulkan barang-barang yang sedang trend saat ini demi kesenangan hidup.					
3.	Saya lebih gemar berkunjung ke tempat-tempat yang tidak ramai banyak orang.					
4.	Saya hobi mengoleksi barang-barang brand					

	ternama.					
5.	Saya relative membeli barang yang dipakai oleh idola saya					
6.	Ketika ada barang branded yang saya sukai dengan diskon, saya akan tetap usaha untuk membeli barang itu, walaupun pada saat itu uang saya belum cukup. Bahkan saya pernah meminjam uang kepada teman saya.					
7.	Saya akan melakukan apapun yang dilakukan oleh teman-teman, agar tidak dicibir oleh mereka.					
8.	Jika saya tidak mempunyai barang-barang yang sedang trend, saya merasa diri saya seperti orang biasa-biasa saja.					
9.	Saya merasa canggung ketika memakai pakaian dan barang yang sudah ketinggalan zaman di hadapan orang banyak.					
10.	Saya kurang suka jika terlalu terpaku pada trend.					
11.	Saya merasa kesal ketika teman mengikuti gaya penampilan saya.					
12.	Saya merasa terganggu ketika ada teman yang mengomentari penampilan saya dengan cara yang negatif.					
13.	Saya senang ketika belanja ditoko yang mewah.					
14.	Saya merasaa senang ketika teman-teman mempertanyakan barang yang saya gunakan.					
15.	Saya lebih percaya diri, ketika tidak berada dilingkungan yang membahas penampilan.					
16.	Saya lebih suka memantau informasi mengenai flash sale untuk mendapatkan diskon disemua toko.					
17.	Saya merasa kesal saat memiliki barang yang sama dengan teman.					
18.	Saya merasa senang disaat berkunjung dan berkumpul dicaffe atau tempat wisata yang sedang hits.					

Lampiran 5

SKALA UJI COBA (Try Out)

PERILAKU KONSUMTIF

Sebelum mengisi sebuah pernyataan di bawah ini, mohon untuk membaca petunjuk pengerjaan serta dipahami terlebih dahulu kemudian pilihlah jawaban salah satu dari pilihan yang tersedia. Pilih jawaban yang menggambarkan diri anda saat ini. Tidak ada jawaban yang benar ataupun salah dalam pengisian kuesioner ini sehingga saudara/i diharapkan untuk dapat mengisi jawaban sesuai dengan yang dilakukan selama ini:

Karakteristik Responden

1. Mahasiswa psikologi aktif Universitas Sahid Surakarta
2. Mahasiswa reguler
3. Berusia sekitar 18-25 tahun

Identitas Responden

Nama lengkap :

Usia :

No. Handphone :

Angkatan :

Keterangan

SS : Sangat Setuju

S : Setuju

CS : Cukup Sesuai

TS : Tidak Setuju

STS : Sangat Tidak Setuju

No.	Pernyataan	SS	S	CS	TS	STS
1.	Saya membeli produk sesuai dengan kebutuhan tidak melihat iklan.					
2.	Saya merasa senang membeli barang mewah untuk menunjang gaya penampilan.					
3.	Saya tidak akan membeli produk yang mahal meskipun saya menyukainya.					
4.	Saya suka membeli produk dengan kemasan yang berwarna menarik.					

5.	Saya tidak akan merasa minder karena membeli produk lokal jika itu nyaman dipakainya.					
6.	Saya sering menggunakan body wash dengan merek yang berbeda.					
7.	Saya tidak akan membeli produk yang mendapatkan voucher jika saya tidak membutuhkan produk tersebut.					
8.	Saya merasa senang membeli produk yang berhadiah.					
9.	Saya gemar menggunakan barang-barang yang mewah hanya untuk kesenangan hidup saya.					
10.	Saya membeli produk tanpa memperhatikan kemasannya.					
11.	Saya sering membeli produk atau barang yang digunakan oleh selebgram favorit saya.					
12.	Saya tetap akan membeli produk meskipun kemasannya tidak rapih.					
13.	Saya membeli produk yang memberikan hadiah meskipun saya tidak membutuhkannya saat itu.					
14.	Saya tidak terlalu memikirkan poin saat pembelian, sewaktu berbelanja produk yang sedang saya butuhkan.					
15.	Saya suka membeli produk atau barang yang dipakai oleh selebgram favorit saya.					
16.	Saya tidak mempermasalah kan merek, yang terpenting nyaman pada saat digunakan.					
17.	Saya suka membeli sebuah produk dengan logo yang terkenal.					
18.	Saya memakai produk dengan merek yang tetap dan tidak akan berubah-ubah.					
19.	Ketika membeli sebuah produk, saya lebih memikirkan manfaat serta kegunaannya dibandingkan harga.					
20.	Saya pernah membeli sebuah produk dengan brand terkenal di sebuah mall.					
21.	Saya tidak tertarik oleh produk dengan harga yang mahal, walaupun barang tersebut dapat meningkatkan rasa percaya diri saya.					
22.	Saya tetap membeli produk yang disukai walaupun harganya mahal.					
23.	Saya membeli sebuah produk atas dasar kenyamanan bukan atas dasar brand yang terkenal.					
24.	Saya membeli barang-barang dengan harga yang mahal untuk menjaga penampilan diri.					

25.	Saya pernah membeli sebuah produk mahal yang diiklankan di sosial media.					
26.	Saya lebih suka membeli sebuah produk yang nyaman untuk digunakan daripada hanya menjaga penampilan agar tetap terlihat produk yang mewah.					
27.	Saya tidak akan membeli sebuah produk yang digunakan oleh orang lain, jika saya tidak terlalu membutuhkan nya.					
28.	Saya lebih suka membeli sebuah produuk yang mempunyai brand untuk menarik perhatian orang lain.					
29.	Saya harus lebih teliti dengan produk merek apa yang harus saya beli karena pentingnya kenyamanan saat saya gunakan.					
30.	Saya tidak mudah membeli produk karena terpengaruh dengan iklan.					
31.	Saya tidak merasa dikucilkan oleh lingkungan jika saya membeli dengan harga yang murah.					
32.	Saya tidak tertarik untuk membeli produk fashion yang di endors oleh selebgram idola saya.					
33.	Saya tidak suka mengoleksi produk-produk, aksessoris dan pakaian yang sama dari merk yang berbeda.					
34.	Saya cenderung membeli barang yang menawarkan hadiah tertentu.					
35.	Saya akan tetap membeli produk yang saya suka walaupun harganya mahal.					
36.	Ketika membeli sebuah produk, saya lebih memikirkan manfaat serta kegunaannya dibandingkan kemasannya.					
37.	Saya sering sekali memakai pakaiandengan model yang sama.					
38.	Saya tidak mudah terbujuk untuk membeli produk yang kemasannya terbungkus dengan rapih.					
39.	Saya tidak tertarik untuk membeli produk yang digunakan oleh selebgram jika tidak membutuhkan nya.					

Lampiran 6

SKALA PERILAKU KONSUMTIF

Penelitian

Sebelum mengisi sebuah pernyataan di bawah ini, mohon untuk membaca petunjuk pengerjaan serta dipahami terlebih dahulu kemudian pilihlah jawaban salah satu dari pilihan yang tersedia. Pilih jawaban yang menggambarkan diri anda saat ini. Tidak ada jawaban yang benar ataupun salah dalam pengisian kuesioner ini sehingga saudara/i diharapkan untuk dapat mengisi jawaban sesuai dengan yang dilakukan selama ini:

Karakteristik Responden

7. Mahasiswa psikologi aktif Universitas Sahid Surakarta
8. Mahasiswa reguler
9. Berusia sekitar 18-25 tahun

Identitas Responden

Nama lengkap :

Usia :

No. Handphone :

Angkatan :

Keterangan

SS : Sangat Setuju

S : Setuju

CS : Cukup Sesuai

TS : Tidak Setuju

STS : Sangat Tidak Setuju

No.	Pernyataan	SS	S	CS	TS	STS
1.	Saya merasa senang membeli barang mewah untuk menunjang gaya penampilan.					
2.	Saya tidak akan merasa minder karena membeli produk lokal jika itu nyaman dipakainya.					
3.	Saya merasa senang membeli produk yang berhadiah.					
4.	Saya gemar menggunakan barang-barang yang mewah hanya untuk kesenangan					

	hidup saya.					
5.	Saya sering membeli produk atau barang yang digunakan oleh selebgram favorit saya.					
6.	Saya tetap akan membeli produk meskipun kemasannya tidak rapih.					
7.	Saya tidak terlalu memikirkan poin saat pembelian, sewaktu berbelanja produk yang sedang saya butuhkan.					
8.	Saya suka membeli produk atau barang yang dipakai oleh selebgram favorit saya.					
9.	Saya suka membeli sebuah produk dengan logo yang terkenal.					
10.	Saya memakai produk dengan merek yang tetap dan tidak akan berubah-ubah.					
11.	Ketika membeli sebuah produk, saya lebih memikirkan manfaat serta kegunaannya dibandingkan harga.					
12.	Saya pernah membeli sebuah produk dengan brand terkenal di sebuah mall.					
13.	Saya membeli barang-barang dengan harga yang mahal untuk menjaga penampilan diri.					
14.	Saya pernah membeli sebuah produk mahal yang diiklankan di sosial media.					
15.	Saya lebih suka membeli sebuah produuk yang mempunyai brand untuk menarik perhatian orang lain.					
16.	Saya harus lebih teliti dengan produk merek apa yang harus saya beli karena pentingnya kenyamanan saat saya gunakan.					
17.	Saya tidak mudah membeli produk karena terpengaruh dengan iklan.					
18.	Saya tidak merasa dikucilkan oleh lingkungan jika saya membeli dengan harga yang murah.					
19.	Saya cenderung membeli barang yang menawarkan hadiah tertentu.					
20.	Ketika membeli sebuah produk, saya lebih memikirkan manfaat serta kegunaannya dibandingkan kemasannya.					
21.	Saya sering sekali memakai pakaian dengan model yang sama.					

Lampiran 7

SURAT PERSETUJUAN EXPERT JUDGEMENT

Nama : Safira Nur Fitriana, S.Psi., M.Psi., Psikolog
Pekerjaan : Psikolog
Instansi : Biro Psikologi Nuha Solution

Dengan ini menyatakan instrumen/alat ukur Gaya Hidup Hedonis (Variabel X) dan Perilaku Konsumtif (Variabel Y) dalam penelitian ini dengan judul "Hubungan Antara Gaya Hidup Hedonis dengan Perilaku Konsumtif pada Mahasiswa Psikologi di Universitas Sahid Surakarta" oleh mahasiswa:

Nama : Aldila Andari Kristi
NIM : 2021031007
Program Studi : Psikologi

Dapat (disetujui/disetujui dengan perbaikan) dan layak digunakan dalam penelitian. Demikian surat persetujuan ini dibuat agar dapat dipertimbangkan sebagaimana mestinya.

Surakarta, 11 Januari 2025
Expert Judgement

(Safira Nur Fitriana, S.Psi., M.Psi., Psikolog)

Lampiran 8

LEMBAR PERSETUJUAN

(INFORMED CONSENT)

Saya yang bertanda tangan di bawah ini,

Nama : Pipit Nopiyanti

Umur : 22 Tahun

Prodi : Psikologi

NIM : 2021031010

Status : Mahasiswa S1 Universitas Sahid Surakarta

Menyatakan bahwa telah memberikan informasi melalui mengisi kuesioner uji coba (*Try Out*) dengan sebenar-benarnya pada penelitian "Hubungan Antara Gaya Hidup Hedonis Dengan Perilaku Konsumtif Pada Mahasiswa Psikologi Di Universitas Sahid Surakarta" yang dilakukan

Nama : Aldila Andari Kristi

Prodi : Psikologi

Status : Mahasiswa S1 Universitas Sahid Surakarta

NIM : 2021031007

Demikian surat pernyataan ini saya berikan, semoga bermanfaat dan dapat dipergunakan dengan sebaik-baiknya

Surakarta, 23 Januari 2025

Menyatakan,

Pipit Nopiyanti

Lampiran 9

LEMBAR PERSETUJUAN

(INFORMED CONSENT)

Saya yang bertanda tangan di bawah ini,

Nama : Septiani Hapidah

Umur : 22 Tahun

Prodi : Psikologi

NIM : 2021031005

Status : Mahasiswa S1 Universitas Sahid Surakarta

Menyatakan bahwa telah memberikan informasi melalui mengisi kuesioner uji coba (*Try Out*) dengan sebenar-benarnya pada penelitian "Hubungan Antara Gaya Hidup Hedonis Dengan Perilaku Konsumtif Pada Mahasiswa Psikologi Di Universitas Sahid Surakarta" yang dilakukan

Nama : Aldila Andari Kristi

Prodi : Psikologi

Status : Mahasiswa S1 Universitas Sahid Surakarta

NIM : 2021031007

Demikian surat pernyataan ini saya berikan, semoga bermanfaat dan dapat dipergunakan dengan sebaik-baiknya

Surakarta, 23 Januari 2025

Menyatakan,

Septiani Hapidah

Lampiran 10

LEMBAR KONSULTASI PROPOSAL SKRIPSI
UNIVERSITAS SAHID SURAKARTA

Nama Lengkap : Aldila Andari Kristi
NIM : 2021031007
Pembimbing I : Anniez Rachmawati, S.Psi M.Psi., Psikolog
Judul Skripsi :HUBUNGAN ANTARA GAYA HIDUP HEDONIS DENGAN PERILAKU KONSUMTIF PADA MAHASISWA PSIKOLOGI DI UNIVERSITAS SAHID SURAKARTA

No.	Hari/Tanggal	Materi Konsultasi	Tanda Tangan
1.	Rabu, 18 September 2024	Konsul Bab 1,2 dan 3	
2.	Rabu, 29 Oktober 2024	Revisi Bab 1,2 dan 3	
3.	Jumat, 8 November 2024	Revisi Bab 1,2 dan 3	
4.	Rabu, 13 November 2024	Revisi Bab 1,2 dan 3	
5.	Kamis, 21 November 2024	Revisi Bab 1,2 dan 3	
6.	Jumat, 22 November 2024	ACC Bab 1,2 dan 3	
7.	Jumat, 22 November 2024	Pemberkasan Seminar Proposal Skripsi	
8.	Selasa, 17 Desember 2024	Revisi Bab 1,2 dan 3 setelah seminar	
9.	Rabu, 18 Desember 2024	Revisi Bab 1,2 dan 3 setelah seminar	
10.	Selasa, 31 Desember 2024	Revisi Bab 1,2 dan 3 setelah seminar	
11.	Jumat, 10 Januari 2025	Konsul Bab 4 dan 5	
12.	Senin, 13 Januari 2025	Revisi Bab 4 dan 5	
13.	Selasa, 14 Januari 2025	Revisi Bab 4 dan 5	
14.	Jumat, 17 Januari 2025	Revisi Bab 4 dan 5	

15.	Senin, 10 Februari 2025	Revisi Bab 4 dan 5	
16.	Senin, 10 Februari 2025	Revisi Bab 4 dan 5	
17.	Senin, 10 Februari 2025	ACC Bab 4 dan 5	
18.	Senin, 17 Februari 2025	Pemberkasan Sidang Hasil	

Surakarta, 10 Februari 2025

Pembimbing I

Anniez Rachmawati, S.Psi M.Psi., Psikolog

UNIVERSITAS SAHID USAHID SURAKARTA

Lampiran 11

LEMBAR KONSULTASI PROPOSAL SKRIPSI
UNIVERSITAS SAHID SURAKARTA

Nama Lengkap : Aldila Andari Kristi
NIM : 2021031007
Pembimbing II : Dhian Riskiana Putri, S.Psi.,M.A
Judul Skripsi :HUBUNGAN ANTARA GAYA HIDUP HEDONIS DENGAN PERILAKU KONSUMTIF PADA MAHASISWA PSIKOLOGI DI UNIVERSITAS SAHID SURAKARTA

No.	Hari/Tanggal	Materi Konsultasi	Tanda Tangan
1.	Rabu, 18 September 2024	Konsul Bab 1,2 dan 3	
2.	Rabu, 29 Oktober 2024	Revisi Bab 1,2 dan 3	
3.	Jumat, 8 November 2024	Revisi Bab 1,2 dan 3	
4.	Rabu, 13 November 2024	Revisi Bab 1,2 dan 3	
5.	Kamis, 21 November 2024	Revisi Bab 1,2 dan 3	
6.	Jumat, 22 November 2024	ACC Bab 1,2 dan 3	
7.	Jumat, 22 November 2024	Pemberkasan Seminar Proposal Skripsi	
8.	Selasa, 10 Desember 2024	Revisi Bab 1,2 dan 3 setelah seminar	
9.	Rabu, 11 Desember 2024	Revisi Bab 1,2 dan 3 setelah seminar	
10.	Selasa, 7 Januari 2025	Revisi Bab 1, 2 dan 3 setelah seminar	
11.	Senin, 13 Januari 2025	Konsul Bab 4 dan 5	
12.	Selasa, 11 Februari 2025	ACC Bab 4 dan 5	
13.			
14.			

Surakarta, 11 Februari 2025

Pembimbing II

Dhian Riskiana Putri, S.Psi.,M.A

Lampiran 12

TABULASI DATA UJI COBA GAYA HIDUP HEDONIS

No	Nama	1	2	3	4	5	6	7	8	9	10	11	12	13	14	15	16	17	18	19	20	21	22	23	24	25	26	27	28	29	30	31	32	33	34	TOTAL
1	Afifah R	3	3	3	5	1	1	1	1	1	3	5	1	4	5	5	5	1	5	5	5	3	5	2	5	5	5	5	1	5	5	5	3	1	5	118
2	Puput P	3	4	2	3	3	1	1	1	1	1	3	2	5	4	3	4	3	4	3	4	2	3	5	4	3	5	4	4	1	1	3	5	2	5	102
3	Gira F	2	1	2	4	1	2	1	2	2	3	2	2	2	5	4	4	1	3	3	4	3	3	2	2	5	4	4	3	5	2	3	1	2	2	91
4	Fauziah R	2	2	3	5	1	2	1	2	3	2	3	3	2	5	3	3	3	3	3	2	2	4	2	3	5	4	2	3	5	4	3	4	2	2	98
5	Viona S	3	3	2	3	2	2	2	2	2	2	3	2	3	3	3	3	2	3	2	3	2	4	3	4	4	4	4	4	4	3	2	3	2	4	97
6	Pipit N	4	3	4	5	2	2	2	4	2	1	3	4	3	5	3	3	5	2	5	3	1	5	2	5	4	5	5	1	2	3	2	1	2	3	106
7	Syafira R	2	1	1	4	1	1	1	1	1	1	3	1	2	5	3	5	5	4	2	5	3	4	2	5	5	5	5	3	5	3	4	3	4	2	102
8	Lawrence Z	3	2	1	5	3	2	1	1	3	1	1	1	5	5	5	5	1	5	2	3	3	3	3	5	3	5	5	3	5	1	1	1	1	2	96
9	Ervina A	2	3	2	4	3	4	3	2	4	2	2	4	1	3	3	4	4	4	5	5	4	3	3	3	3	3	2	1	1	2	3	3	3	4	102
10	Tini	3	2	1	5	2	1	2	1	2	1	3	4	3	4	4	4	4	3	4	3	2	4	2	3	5	5	4	3	3	3	1	3	3	2	99
11	Muna M	2	1	1	1	1	1	1	1	4	1	2	1	2	4	5	2	1	5	1	5	2	1	3	4	4	3	5	5	5	1	3	3	1	4	86
12	Galuh	2	2	4	4	4	2	2	2	4	2	4	3	3	4	3	4	2	2	3	3	2	2	3	3	3	3	3	4	4	4	3	3	2	4	102
13	Septiani	4	5	4	5	4	5	5	4	4	5	4	5	5	4	4	4	5	4	4	5	5	4	4	5	5	4	4	4	5	4	5	4	5	5	152
14	Vita	2	2	3	4	2	2	1	2	3	1	4	2	3	5	4	2	1	2	4	5	2	1	3	4	5	3	4	3	5	3	4	2	1	3	96
15	Hafid	2	2	2	2	2	2	2	2	3	2	3	2	2	3	3	3	2	3	2	3	2	2	2	2	3	3	3	2	3	2	3	2	2	2	80
16	Anisa	2	2	4	5	2	2	2	2	1	1	3	2	3	3	2	2	3	3	2	3	4	2	2	2	4	3	3	4	4	2	4	2	2	4	91
17	Dianah	3	2	3	5	1	1	1	2	1	1	3	4	3	5	5	3	1	2	5	5	2	2	3	3	2	5	3	1	5	3	3	1	1	2	92
18	Ananda	2	1	3	4	2	1	1	2	2	1	4	2	3	3	4	4	2	3	4	3	4	3	2	3	4	4	3	2	5	1	3	1	2	2	90
19	Arul	1	1	1	5	1	1	1	1	1	1	5	1	1	5	5	5	1	5	5	5	4	1	1	1	1	5	5	2	1	1	5	1	1	1	82
20	Briliane	3	1	3	4	2	2	2	2	2	2	3	3	3	3	2	2	3	3	4	3	3	3	3	3	3	3	2	3	2	3	2	2	2	2	88
21	Rantri	1	1	1	5	1	1	1	1	1	1	5	1	5	5	5	5	5	5	5	5	1	5	1	1	5	5	5	1	5	5	1	1	3	1	100
22	Emalia	1	2	2	3	1	1	1	1	1	1	3	2	2	3	3	3	2	3	3	2	2	2	2	3	3	4	3	3	3	3	3	3	2	3	79

No	Nama	1	2	3	4	5	6	7	8	9	10	11	12	13	14	15	16	17	18	19	20	21	22	23	24	25	26	27	28	29	30	31	32	33	34	TOTAL
15	Hafid	2	2	2	2	2	2	2	2	3	2	3	2	2	3	3	3	2	3	2	3	2	2	2	2	3	3	3	2	3	2	3	2	2	2	80
16	Anisa	2	2	4	5	2	2	2	2	1	1	3	2	3	3	2	2	3	3	2	3	4	2	2	2	4	3	3	4	4	2	4	2	2	4	91
17	Dianah	3	2	3	5	1	1	1	2	1	1	3	4	3	5	5	3	1	2	5	5	2	2	3	3	2	5	3	1	5	3	3	1	1	2	92
18	Ananda	2	1	3	4	2	1	1	2	2	1	4	2	3	3	4	4	2	3	4	3	4	3	2	3	4	4	3	2	5	1	3	1	2	2	90
19	Arul	1	1	1	5	1	1	1	1	1	1	5	1	1	5	5	5	1	5	5	5	4	1	1	1	1	5	5	2	1	1	5	1	1	1	82
20	Briliane	3	1	3	4	2	2	2	2	2	2	3	3	3	3	2	2	3	3	4	3	3	3	3	3	3	3	2	3	2	3	2	2	2	2	88
21	Rantri	1	1	1	5	1	1	1	1	1	1	5	1	5	5	5	5	5	5	5	5	1	5	1	1	5	5	5	1	5	5	1	1	3	1	100
22	Emalia	1	2	2	3	1	1	1	1	1	1	3	2	2	3	3	3	2	3	3	2	2	2	2	3	3	4	3	3	3	3	3	3	2	3	79
23	King	4	4	2	5	4	3	1	1	4	3	1	2	2	4	4	5	4	4	5	4	4	4	3	4	4	4	2	2	4	2	5	2	2	4	112
24	Adinda	4	4	4	5	2	3	1	1	5	1	1	3	4	4	4	4	5	4	5	2	3	5	4	4	5	4	3	1	5	4	2	1	2	3	112
25	Ginda	1	2	2	2	1	1	1	2	1	1	4	3	3	3	3	5	5	5	3	5	5	4	3	2	4	4	3	5	5	2	3	2	2	4	101
26	Lulu	2	2	3	3	2	2	2	2	2	2	3	2	3	5	4	5	1	4	4	5	5	3	2	3	3	3	5	2	4	1	2	3	1	3	98
27	Yasyfi	2	2	3	2	2	2	2	2	3	2	3	3	2	1	2	2	2	2	5	5	2	2	1	2	3	3	2	3	3	3	2	2	2	2	81
28	Fardinand	1	1	1	5	1	1	1	1	1	1	1	1	1	2	4	4	1	5	5	5	3	1	1	2	1	5	5	1	5	5	5	2	1	3	83
29	Arlene	2	2	3	3	2	1	1	1	1	1	3	3	2	3	4	3	2	2	3	3	3	3	2	1	4	5	3	2	5	2	1	3	3	3	85
30	Akira	3	2	3	3	3	2	2	2	3	2	2	2	3	2	2	3	3	3	3	5	2	5	4	3	4	4	4	3	2	2	3	2	3	3	98
31	Amanda	4	1	2	3	1	2	1	1	1	1	3	2	3	4	4	4	3	3	2	4	3	3	3	4	5	4	4	4	4	3	1	1	3	3	94
32	Hanum	2	3	2	3	3	2	2	2	3	4	3	3	3	4	4	3	3	3	3	3	2	3	3	3	2	3	2	3	4	3	3	3	3	4	99
33	Arif	3	4	2	5	2	2	2	2	3	4	2	3	3	4	4	3	2	3	4	3	3	2	3	3	4	4	3	2	4	2	3	2	2	3	100
34	Faisa	2	1	3	1	1	1	1	1	1	2	3	1	4	3	4	4	4	5	2	2	2	5	1	3	2	4	3	3	1	1	1	3	3	3	81
35	Nonik	1	2	2	3	2	2	2	2	2	2	3	2	2	3	2	3	2	3	4	3	2	3	2	2	4	3	2	2	3	1	2	2	2	3	80
36	Royhan	2	1	2	4	1	1	1	2	2	2	2	2	2	3	4	3	2	2	4	4	3	3	1	2	2	4	3	2	4	2	3	2	2	2	81
37	Caca	4	3	2	4	2	2	2	2	2	2	3	2	3	3	3	3	2	3	4	3	2	4	2	3	4	4	2	2	4	4	2	2	2	3	94

Lampiran 13

TABULASI DATA UJI COBA PERILAKU KONSUMTIF



No	Nama	1	2	3	4	5	6	7	8	9	10	11	12	13	14	15	16	17	18	19	20	21	22	23	24	25	26	27	28	29	30	31	32	33	34	35	36	37	38	39	total
1	Afifah R	5	1	5	3	5	2	5	5	1	2	1	1	1	5	1	5	1	3	3	5	5	1	5	1	3	5	5	1	5	5	5	5	5	3	1	5	5	5	5	135
2	Puput P	5	2	2	5	5	5	3	5	1	1	1	1	2	2	1	5	4	3	5	1	1	1	4	1	1	5	2	4	5	5	4	1	3	4	3	4	4	4	5	121
3	Gira F	4	1	4	2	4	1	3	2	1	2	1	2	2	2	1	4	1	2	3	1	2	2	3	1	3	4	3	1	2	4	4	2	4	2	1	3	4	3	4	95
4	Fauziah R	3	1	4	4	5	4	2	4	1	1	2	2	4	5	1	4	2	3	2	2	5	2	5	2	2	4	5	2	4	3	4	5	1	3	1	3	4	3	5	119
5	Viona S	4	3	4	3	4	3	4	4	2	3	2	3	2	2	2	4	3	2	4	4	3	2	4	3	4	4	3	3	3	4	4	4	4	3	3	4	4	4	3	128
6	Pipit N	3	2	2	3	5	3	4	3	2	3	2	2	3	5	2	5	2	2	5	3	2	1	5	2	4	4	4	2	4	3	5	4	4	2	2	5	5	3	5	127
7	Syafira R	5	1	3	1	5	1	5	1	1	2	1	1	1	3	1	5	1	3	4	1	4	5	5	1	1	5	5	1	5	5	5	2	3	1	5	5	3	3	5	115
8	Lawrence Z	5	3	5	5	5	5	4	4	3	1	1	2	1	4	1	5	3	1	3	5	5	3	4	3	1	2	5	3	3	3	5	3	3	3	1	3	2	3	5	126
9	Ervina A	2	3	3	2	3	2	4	5	5	3	2	3	3	4	1	3	5	2	3	2	3	4	2	5	4	4	3	3	2	3	2	3	2	3	1	1	3	4	3	115
10	Tini	5	2	4	3	4	2	4	4	1	3	1	2	2	4	1	5	2	2	5	4	4	3	5	2	2	5	4	2	5	5	5	5	3	4	3	5	5	3	3	133
11	Muna M	3	1	5	1	4	1	5	2	1	1	1	1	1	1	1	3	1	4	3	3	5	1	4	1	1	4	4	1	4	1	5	5	4	1	1	4	2	3	5	99
12	Galuh	4	3	3	4	4	2	3	3	3	3	3	3	3	4	4	4	4	4	5	3	2	4	3	3	4	4	3	3	3	3	3	2	2	4	4	4	4	3	3	130
13	Septiani	4	5	5	4	5	5	4	5	4	5	4	5	4	4	5	4	4	5	4	4	5	5	4	4	4	4	4	4	4	5	5	5	4	5	4	5	4	5	4	175
14	Vita	3	2	4	3	5	4	4	3	2	2	1	2	2	3	1	4	2	3	3	2	4	2	5	2	2	5	4	2	3	3	3	4	3	2	5	4	3	3	4	118
15	Hafid	3	2	2	2	3	2	3	2	2	2	2	2	2	2	2	3	2	2	3	2	3	2	3	2	2	3	3	2	3	3	3	3	3	2	2	3	2	3	3	95
16	Anisa	2	2	3	2	3	4	3	3	2	2	2	2	3	2	4	2	2	2	2	4	2	3	2	2	3	3	2	2	3	4	4	4	3	2	3	4	4	2	2	105
17	Dianah	3	1	2	3	4	2	4	3	1	2	2	2	2	4	2	4	2	2	3	3	3	3	3	2	2	3	4	2	3	3	4	3	2	3	4	3	4	3	4	109
18	Ananda	4	2	5	4	5	2	3	3	1	2	1	2	3	3	1	5	3	3	3	2	4	2	5	2	2	4	3	2	3	3	3	3	3	2	2	3	5	3	4	115
19	Arul	5	1	5	1	5	1	5	3	1	2	1	1	1	5	1	5	1	3	4	1	5	1	5	1	1	5	5	1	3	5	5	5	3	1	1	4	5	5	5	118
20	Briliane	3	2	3	3	4	3	3	3	2	3	2	2	2	3	2	3	3	2	3	4	3	2	4	2	2	3	3	2	3	3	3	4	3	3	2	3	3	3	4	110
21	Rantri	5	1	1	1	5	5	5	3	1	1	1	1	1	1	1	5	1	5	5	5	3	1	5	1	1	5	5	1	5	5	5	5	5	1	1	1	3	1	5	113
22	Emalia	4	2	3	3	4	3	3	3	2	2	2	2	2	3	2	4	2	2	3	3	3	3	4	2	2	3	3	2	2	3	3	3	3	3	2	3	4	4	2	109
23	King	3	5	3	4	4	1	4	4	3	3	2	4	2	4	2	4	4	5	4	4	2	4	3	4	4	4	4	4	4	4	4	4	4	2	4	4	5	4	4	141
24	Adinda	2	2	4	1	4	4	4	5	3	2	4	2	4	4	4	2	4	4	4	4	2	4	4	3	5	4	4	4	5	3	5	3	2	3	4	4	4	2	3	135

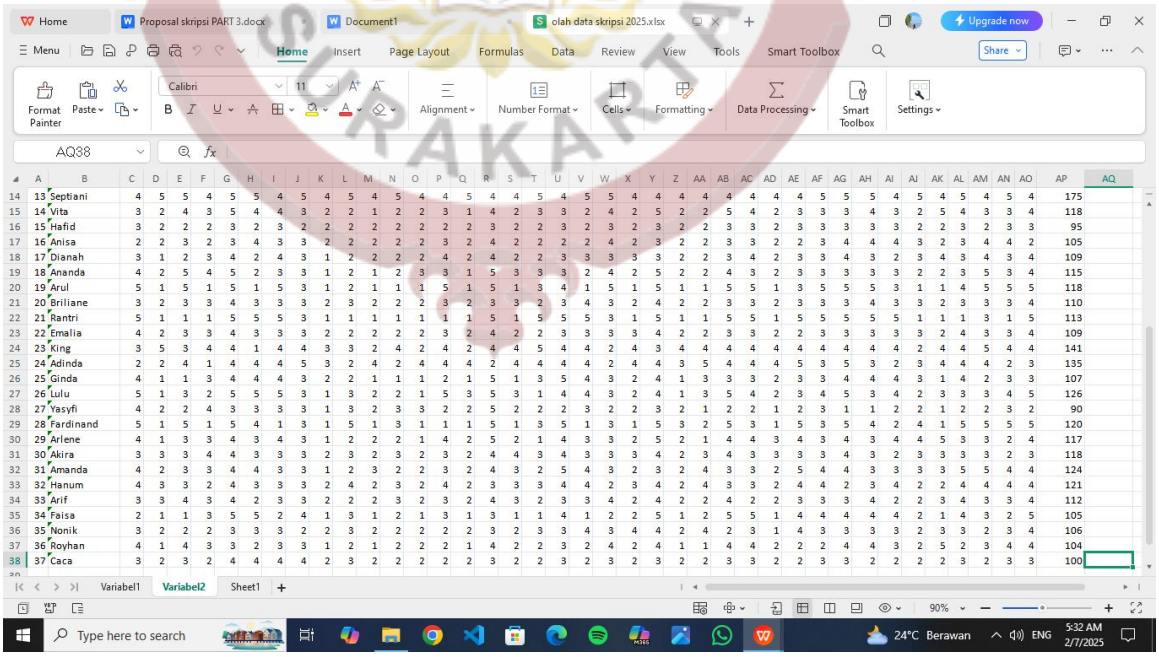

13	Septiani	4	5	5	4	5	5	4	5	4	5	4	5	4	4	5	4	4	5	4	5	5	4	4	4	4	4	4	4	5	5	5	4	5	4	5	4	5	4	5	175
14	Vita	3	2	4	3	5	4	4	3	2	2	1	2	2	3	1	4	2	3	3	2	4	2	5	2	2	5	4	2	3	3	3	4	3	2	5	4	3	3	4	118
15	Hafid	3	2	2	2	3	2	3	2	2	2	2	2	2	2	2	3	2	2	3	2	3	2	3	2	2	3	3	2	3	3	3	3	3	2	2	3	2	3	3	95
16	Anisa	2	2	3	2	3	4	3	3	2	2	2	2	2	3	2	4	2	2	2	4	2	3	2	2	3	3	2	2	3	4	4	4	3	2	3	4	4	2	2	105
17	Dianah	3	1	2	3	4	2	4	3	1	2	2	2	2	4	2	4	2	2	3	3	3	3	3	2	2	3	4	2	3	3	4	3	2	3	4	3	4	3	4	109
18	Ananda	4	2	5	4	5	2	3	3	1	2	1	2	3	3	1	5	3	3	3	2	4	2	5	2	2	4	3	2	3	3	3	3	3	2	2	3	5	3	4	115
19	Arul	5	1	5	1	5	1	5	3	1	2	1	1	1	5	1	5	1	3	4	1	5	1	5	1	1	5	5	1	3	5	5	5	3	1	1	4	5	5	5	118
20	Briliane	3	2	3	3	4	3	3	3	2	3	2	2	2	3	2	3	3	2	3	4	3	2	4	2	2	3	3	2	3	3	3	4	3	3	2	3	3	3	4	110
21	Rantri	5	1	1	1	5	5	5	3	1	1	1	1	1	1	1	5	1	5	5	5	3	1	5	1	1	5	5	1	5	5	5	5	5	1	1	1	3	1	5	113
22	Emalia	4	2	3	3	4	3	3	3	2	2	2	2	2	3	2	4	2	2	3	3	3	3	4	2	2	3	3	2	2	3	3	3	3	3	2	3	4	4	2	109
23	King	3	5	3	4	4	1	4	4	3	3	2	4	2	4	2	4	4	5	4	4	2	4	3	4	4	4	4	4	4	4	4	4	4	2	4	4	5	4	4	141
24	Adinda	2	2	4	1	4	4	4	5	3	2	4	2	4	4	4	2	4	4	4	4	2	4	4	3	5	4	4	4	5	3	5	3	2	3	4	4	4	2	3	135
25	Ginda	4	1	1	3	4	4	4	3	2	2	1	1	1	2	1	5	1	3	5	4	3	2	4	1	3	3	3	2	3	3	4	4	4	3	1	4	2	3	3	107
26	Lulu	5	1	3	2	5	5	5	3	1	3	2	2	1	5	3	5	3	1	4	4	3	2	4	1	3	5	4	2	3	4	5	3	4	2	3	3	3	4	5	126
27	Yasyfi	4	2	2	4	3	3	3	3	1	3	2	3	3	2	2	5	2	2	2	3	2	2	3	2	1	2	2	1	2	3	1	1	2	2	1	2	2	3	2	90
28	Fardinand	5	1	5	1	5	4	1	3	1	5	1	3	1	1	1	5	1	3	5	1	3	3	5	1	3	5	3	1	5	3	5	4	2	4	1	5	5	5	5	120
29	Arlene	4	1	3	3	4	3	4	3	1	2	2	2	1	4	2	5	2	1	4	3	3	2	5	2	1	4	4	3	4	3	4	3	4	4	5	3	3	2	4	117
30	Akira	3	3	3	4	4	3	3	3	2	3	2	3	2	3	2	4	4	3	4	3	3	3	4	2	3	4	3	3	3	3	4	3	2	3	3	3	3	2	3	118
31	Amanda	4	2	3	3	4	4	3	3	1	2	3	2	2	3	2	4	3	2	5	4	3	2	3	2	4	3	3	2	5	4	4	3	3	3	3	5	5	4	4	124
32	Hanum	4	3	3	2	4	3	3	3	2	4	2	3	2	4	2	3	3	3	4	4	2	3	4	2	4	3	3	2	4	4	2	3	4	2	2	4	4	4	4	121
33	Arif	3	3	4	3	4	2	3	3	2	2	3	2	3	3	2	4	3	2	3	3	4	2	4	2	2	4	2	2	3	3	3	4	2	2	3	4	3	3	4	112
34	Faisa	2	1	1	3	5	5	2	4	1	3	1	2	1	3	1	3	1	1	4	1	2	2	5	1	2	5	5	1	4	4	4	4	4	2	1	4	3	2	5	105
35	Nonik	3	2	2	2	3	3	3	2	2	3	2	2	2	2	2	3	2	3	3	4	3	4	4	2	4	2	3	1	4	3	3	3	3	2	3	3	2	3	4	106
36	Royhan	4	1	4	3	3	2	3	3	1	2	1	2	2	2	1	4	2	2	3	2	4	2	4	1	1	4	4	2	2	2	4	4	3	2	5	2	3	4	4	104
37	Caca	3	2	3	2	4	4	4	4	2	3	2	2	2	2	2	3	2	2	3	2	3	2	3	2	2	3	3	2	2	3	3	2	2	2	2	3	2	3	3	100

Lampiran 14

TABULASI DATA PENELITIAN GAYA HIDUP HEDONIS

No.	Nama	1	2	3	4	5	6	7	8	9	10	11	12	13	14	15	16	17	18	Total
1	Ananda	2	3	4	4	4	5	4	3	5	4	4	3	4	3	4	3	4	3	66
2	Mellani	2	5	1	3	5	5	5	3	2	3	1	2	3	2	2	1	3	3	51
3	Natasya	3	4	4	4	4	4	4	4	4	2	4	2	3	2	2	4	4	3	61
4	Ima	4	5	3	3	5	5	5	3	3	1	1	1	4	5	1	2	2	4	57
5	Maya	4	5	1	5	5	5	4	5	5	5	3	3	5	3	4	5	4	4	75
6	Ella	4	2	2	1	2	5	5	4	4	2	4	2	2	2	1	2	4	2	50
7	Ratna	4	4	2	4	4	4	4	4	3	3	3	3	4	3	4	3	4	3	63
8	Handika	5	5	2	4	4	5	5	5	5	1	4	3	1	3	4	4	5	3	68
9	Annisa	3	4	4	4	4	4	4	4	4	2	3	1	3	2	2	2	4	3	57
10	Mutmainah	3	5	1	4	5	5	5	4	4	2	4	3	4	4	4	4	4	3	68
11	Musya	3	4	2	3	5	5	5	5	3	1	3	2	3	3	4	4	4	3	62
12	Devina	4	4	3	4	4	5	5	5	4	2	3	3	3	3	2	2	4	2	62
13	Toti	1	1	5	1	1	1	1	1	3	3	1	1	1	1	1	5	1	5	34
14	Tiara	5	5	2	2	5	5	5	5	5	1	3	1	1	1	3	1	5	1	56
15	Pramesti	4	4	2	4	4	4	4	4	4	2	4	4	4	4	3	4	4	4	67
16	Dea	4	2	2	1	1	1	2	1	2	5	3	4	2	5	4	5	1	3	48
17	Qanita	4	1	4	2	2	2	2	5	2	4	3	4	2	4	3	3	2	4	53
18	Agatha	2	2	3	1	1	1	1	1	2	3	1	2	2	2	2	3	1	2	32
19	Nafisah	4	4	5	3	4	2	4	4	4	5	5	5	5	5	4	5	4	5	77
20	Aghi	1	5	3	1	1	1	1	5	1	3	1	5	3	1	5	5	3	5	50
21	Desy	1	1	3	5	1	1	1	1	1	3	5	3	5	5	3	1	3	4	47
22	Isna	3	1	5	1	1	1	1	1	1	1	1	1	3	2	1	2	1	1	28

No.	Nama	1	2	3	4	5	6	7	8	9	10	11	12	13	14	15	16	17	18	Total
11	Musya	3	4	2	3	5	5	5	5	3	1	3	2	3	3	4	4	4	3	62
12	Devina	4	4	3	4	4	5	5	5	4	2	3	3	3	3	2	2	4	2	62
13	Toti	1	1	5	1	1	1	1	1	3	3	1	1	1	1	1	5	1	5	34
14	Tiara	5	5	2	2	5	5	5	5	5	1	3	1	1	1	3	1	5	1	56
15	Pramesti	4	4	2	4	4	4	4	4	4	2	4	4	4	4	3	4	4	4	67
16	Dea	4	2	2	1	1	1	2	1	2	5	3	4	2	5	4	5	1	3	48
17	Qanita	4	1	4	2	2	2	2	5	2	4	3	4	2	4	3	3	2	4	53
18	Agatha	2	2	3	1	1	1	1	1	2	3	1	2	2	2	2	3	1	2	32
19	Nafisah	4	4	5	3	4	2	4	4	4	5	5	5	5	5	4	5	4	5	77
20	Aghi	1	5	3	1	1	1	1	5	1	3	1	5	3	1	5	5	3	5	50
21	Desy	1	1	3	5	1	1	1	1	1	3	5	3	5	5	3	1	3	4	47
22	Isna	3	1	5	1	1	1	1	1	1	1	1	1	3	2	1	2	1	1	28
23	Adelina	3	1	4	1	1	1	1	1	1	5	5	5	1	1	1	1	1	1	35
24	Asifa	5	1	5	1	1	1	1	1	1	5	1	5	1	5	5	5	1	1	46
25	Yuliana	3	2	4	3	2	1	2	1	3	3	2	5	2	4	3	4	2	3	49
26	Yoga	2	2	4	1	1	1	1	1	1	4	1	1	2	5	4	4	3	1	39
27	Farendita	2	1	5	1	1	1	2	1	2	5	3	2	2	4	1	1	1	3	38
28	Falih	2	1	3	2	2	3	2	5	3	4	2	1	3	3	3	3	5	3	50
29	Della	2	2	3	1	1	2	1	2	2	4	2	3	2	3	3	2	3	2	40
30	Saddam	3	1	5	2	2	3	1	2	2	1	1	5	3	3	5	3	2	2	46
31	Bintang	4	4	5	4	3	3	3	4	5	3	4	3	5	3	4	5	5	3	70
32	Anis	3	3	4	5	4	5	3	5	5	3	4	4	3	5	4	5	3	4	72
33	Kusnul	4	4	5	4	4	4	5	4	4	4	4	4	4	5	4	5	4	4	76

Lampiran 15

TABULASI DATA PENELITIAN PERILAKU KONSUMTIF

No.	Nama	1	2	3	4	5	6	7	8	9	10	11	12	13	14	15	16	17	18	19	20	21	Total
1	Ananda	4	3	3	3	4	4	2	4	4	4	2	2	4	4	3	2	4	2	4	3	3	68
2	Mellani	3	1	3	3	5	3	1	5	3	2	2	3	3	3	2	2	4	2	4	2	2	58
3	Natasya	4	3	3	4	4	4	4	4	3	4	4	4	4	4	4	4	2	2	4	4	4	77
4	Ima	3	1	3	5	5	5	3	5	3	3	1	1	4	5	5	1	1	1	3	1	5	64
5	Maya	5	1	3	5	5	5	5	4	4	3	2	3	5	3	5	5	4	2	3	2	4	78
6	Ella	4	2	2	4	4	4	4	2	1	2	2	2	2	2	2	1	2	2	2	1	1	48
7	Ratna	4	2	3	4	4	4	4	4	4	4	2	2	4	4	4	1	1	2	3	1	3	64
8	Handika	3	1	2	5	5	5	4	5	5	3	1	1	4	1	2	1	5	1	4	3	3	64
9	Annisa	4	2	2	5	5	5	4	4	4	3	2	4	4	4	4	3	3	2	2	3	2	71
10	Mutmainah	4	1	1	4	5	4	4	5	4	4	2	3	5	5	4	3	5	5	3	3	3	77
11	Musya	5	1	3	4	5	5	3	5	4	1	3	3	3	3	5	3	3	4	3	3	4	73
12	Devina	4	1	3	4	4	5	2	4	3	3	2	2	4	2	3	1	3	3	4	4	1	62
13	Toti	5	5	5	1	1	1	5	1	5	5	5	5	5	5	1	5	3	5	5	3	5	81
14	Tiara	3	1	3	5	5	5	1	2	1	3	1	1	3	1	4	1	1	1	1	1	5	49
15	Pramesti	4	3	4	4	4	3	3	4	4	4	3	3	4	3	4	3	3	4	3	2	3	72
16	Dea	5	1	2	4	5	5	4	4	5	3	1	3	3	2	4	4	1	1	2	1	1	61
17	Qanita	3	5	4	1	2	2	3	2	2	3	5	3	2	2	2	4	4	4	3	4	4	64
18	Agatha	5	3	3	5	4	5	5	5	4	4	4	3	4	3	4	3	2	2	3	4	3	78
19	Nafisah	4	5	5	4	3	4	4	4	5	4	5	5	5	5	4	5	5	5	4	5	4	94
20	Aghi	1	5	5	3	1	1	1	1	3	3	5	3	1	1	1	5	5	5	5	3	5	63
21	Desy	3	1	3	5	5	5	3	5	1	1	1	1	5	1	3	1	1	1	5	1	1	53
22	Isna	5	5	5	5	5	5	5	5	5	5	5	5	5	5	5	5	5	5	5	5	5	105

No.	Nama	1	2	3	4	5	6	7	8	9	10	11	12	13	14	15	16	17	18	19	20	21	Total
11	Musya	5	1	3	4	5	5	3	5	4	1	3	3	3	3	5	3	3	4	3	3	4	73
12	Devina	4	1	3	4	4	5	2	4	3	3	2	2	4	2	3	1	3	3	4	4	1	62
13	Toti	5	5	5	1	1	1	5	1	5	5	5	5	5	5	1	5	3	5	5	3	5	81
14	Tiara	3	1	3	5	5	5	1	2	1	3	1	1	3	1	4	1	1	1	1	1	5	49
15	Pramesti	4	3	4	4	4	3	3	4	4	4	3	3	4	3	4	3	3	4	3	2	3	72
16	Dea	5	1	2	4	5	5	4	4	5	3	1	3	3	2	4	4	1	1	2	1	1	61
17	Qanita	3	5	4	1	2	2	3	2	2	3	5	3	2	2	2	4	4	4	3	4	4	64
18	Agatha	5	3	3	5	4	5	5	5	4	4	4	3	4	3	4	3	2	2	3	4	3	78
19	Nafisah	4	5	5	4	3	4	4	4	5	4	5	5	5	5	4	5	5	5	4	5	4	94
20	Aghi	1	5	5	3	1	1	1	1	3	3	5	3	1	1	1	5	5	5	5	3	5	63
21	Desy	3	1	3	5	5	5	3	5	1	1	1	1	5	1	3	1	1	1	5	1	1	53
22	Isna	5	5	5	5	5	5	5	5	5	5	5	5	5	5	5	5	5	5	5	5	5	105
23	Adelina	5	1	5	5	5	5	5	5	5	5	5	5	1	5	3	5	5	5	3	5	3	91
24	Asifa	1	5	5	1	1	1	5	1	1	1	5	5	1	1	1	5	5	5	5	5	5	65
25	Yuliana	1	5	3	1	2	2	3	3	2	2	4	3	1	2	3	3	4	4	2	5	3	58
26	Yoga	1	3	4	1	1	1	1	1	3	2	5	2	1	2	2	2	3	5	4	5	3	52
27	Farendita	1	4	3	1	1	2	4	1	1	3	3	2	1	1	1	4	1	5	3	5	3	50
28	Falih	3	5	3	2	5	3	4	3	4	3	3	4	3	4	4	4	5	5	3	3	2	75
29	Della	2	4	3	1	2	2	2	2	2	2	3	2	1	2	2	3	4	3	3	3	3	51
30	Saddam	1	5	3	1	1	4	3	2	2	3	5	5	1	3	3	5	5	5	2	5	5	69
31	Bintang	3	3	3	4	4	5	3	5	4	4	4	4	5	5	3	4	4	3	5	3	4	82
32	Anis	3	3	5	4	4	3	3	5	2	3	2	3	4	1	5	4	4	3	3	4	3	71
33	Kusnul	4	4	4	4	4	4	4	4	4	5	4	5	4	4	5	4	4	4	4	4	4	87

Lampiran 16

HASIL ANALISIS STATISTIK UJI COBA

RELIABILITAS SKALA GAYA HIDUP HEDONIS

Scale: ALL VARIABLES

Case Processing Summary

		N	%
Cases	Valid	37	100.0
	Excluded[a]	0	.0
	Total	37	100.0

a. Listwise deletion based on all variables in the procedure.

Reliability Statistics

Cronbach's Alpha	N of Items
.818	34

Item-Total Statistics

	Scale Mean if Item Deleted	Scale Variance if Item Deleted	Corrected Item-Total Correlation	Cronbach's Alpha if Item Deleted
VAR00001	93.4865	172.201	.517	.808
VAR00002	93.7297	166.647	.664	.802
VAR00003	93.5135	178.090	.279	.815
VAR00004	92.0811	173.354	.358	.812
VAR00005	93.9730	174.249	.451	.810
VAR00006	94.1081	171.877	.578	.806
VAR00007	94.3514	175.234	.481	.810
VAR00008	94.1892	178.880	.337	.814
VAR00009	93.6757	175.503	.302	.814
VAR00010	94.1081	173.432	.441	.810
VAR00011	92.9730	183.583	.051	.822
VAR00012	93.5676	174.863	.374	.812
VAR00013	93.0541	171.830	.469	.808

VAR00014	92.1351	176.731	.300	.814
VAR00015	92.2703	182.703	.108	.820
VAR00016	92.2973	177.381	.295	.814
VAR00017	93.2432	169.523	.401	.810
VAR00018	92.4595	181.811	.114	.820
VAR00019	92.2703	180.203	.141	.820
VAR00020	92.1892	181.491	.114	.821
VAR00021	93.0541	177.719	.246	.816
VAR00022	92.7838	171.730	.412	.810
VAR00023	93.4865	173.035	.501	.808
VAR00024	92.7838	168.563	.543	.805
VAR00025	92.2432	171.911	.422	.810
VAR00026	91.8919	183.266	.105	.819
VAR00027	92.4324	182.363	.086	.822
VAR00028	93.2973	186.048	-.040	.826
VAR00029	92.1081	178.766	.151	.821
VAR00030	93.2703	174.814	.307	.814
VAR00031	93.1351	177.231	.229	.817
VAR00032	93.5946	179.637	.205	.817
VAR00033	93.7568	176.467	.375	.812
VAR00034	92.9189	172.299	.466	.809

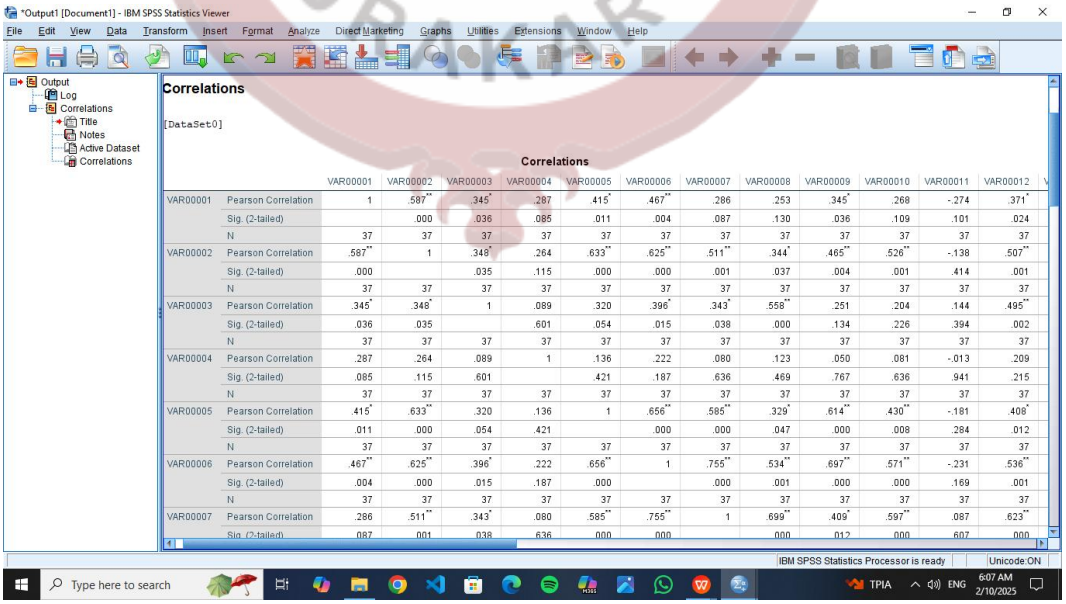

Correlations		VAR00001	VAR00002	VAR00003	VAR00004	VAR00005	VAR00006	VAR00007	VAR00008	VAR00009	VAR00010	VAR00011	VAR00012
VAR00001	Pearson Correlation	1	.587**	.345*	.287	.415*	.467**	.286	.253	.345*	.268	-.274	.371*
	Sig. (2-tailed)		.000	.036	.085	.011	.004	.087	.130	.036	.109	.101	.024
	N	37	37	37	37	37	37	37	37	37	37	37	37
VAR00002	Pearson Correlation	.587**	1	.348*	.264	.633**	.625**	.511**	.344*	.465**	.526**	-.138	.507**
	Sig. (2-tailed)	.000		.035	.115	.000	.000	.001	.037	.004	.001	.414	.001
	N	37	37	37	37	37	37	37	37	37	37	37	37
VAR00003	Pearson Correlation	.345*	.348*	1	.089	.320	.396*	.343*	.558**	.251	.204	.144	.495**
	Sig. (2-tailed)	.036	.035		.601	.054	.015	.038	.000	.134	.226	.394	.002
	N	37	37	37	37	37	37	37	37	37	37	37	37
VAR00004	Pearson Correlation	.287	.264	.089	1	.136	.222	.080	.123	.050	.081	-.013	.209
	Sig. (2-tailed)	.085	.115	.601		.421	.187	.636	.469	.767	.636	.941	.215
	N	37	37	37	37	37	37	37	37	37	37	37	37
VAR00005	Pearson Correlation	.415*	.633**	.320	.136	1	.656**	.585**	.329*	.614**	.430**	-.181	.408*
	Sig. (2-tailed)	.011	.000	.054	.421		.000	.000	.047	.000	.008	.284	.012
	N	37	37	37	37	37	37	37	37	37	37	37	37
VAR00006	Pearson Correlation	.467**	.625**	.396*	.222	.656**	1	.755**	.534**	.697**	.571**	-.231	.536**
	Sig. (2-tailed)	.004	.000	.015	.187	.000		.000	.001	.000	.000	.169	.001
	N	37	37	37	37	37	37	37	37	37	37	37	37
VAR00007	Pearson Correlation	.286	.511**	.343*	.080	.585**	.755**	1	.699**	.409*	.597**	.087	.623**
	Sig. (2-tailed)	.087	.001	.038	.636	.000	.000		.000	.012	.000	.607	.000

*Output1 [Document1] - IBM SPSS Statistics Viewer

File Edit View Data Transform Insert Format Analyze Direct Marketing Graphs Utilities Extensions Window Help

Output
- Log
- Correlations
  - Title
  - Notes
  - Active Dataset
  - Correlations

VAR00013	VAR00014	VAR00015	VAR00016	VAR00017	VAR00018	VAR00019	VAR00020	VAR00021	VAR00022	VAR00023	VAR00024	VAR00025	VAR00026	VAR00027
.420**	.158	.055	-.027	.255	-.181	.114	-.199	.038	.422**	.530**	.667**	.357*	.149	-.050
.010	.350	.749	.873	.128	.284	.500	.238	.823	.009	.001	.000	.030	.380	.768
37	37	37	37	37	37	37	37	37	37	37	37	37	37	37
.365*	.062	-.080	.038	.300	-.040	.247	-.100	.118	.290	.634**	.438**	.227	.000	-.208
.026	.717	.640	.824	.072	.815	.140	.558	.485	.081	.000	.007	.177	1.000	.217
37	37	37	37	37	37	37	37	37	37	37	37	37	37	37
.253	-.073	-.317	-.306	.165	-.449**	.179	-.287	.140	.207	.230	.190	.174	-.298	-.304
.131	.668	.056	.066	.329	.005	.289	.085	.407	.220	.170	.260	.303	.073	.067
37	37	37	37	37	37	37	37	37	37	37	37	37	37	37
.127	.453**	.243	.263	.092	-.022	.515**	.061	.082	.131	.021	.136	.171	.445**	.174
.452	.005	.148	.116	.589	.899	.001	.718	.630	.440	.902	.421	.312	.006	.303
37	37	37	37	37	37	37	37	37	37	37	37	37	37	37
.268	-.108	-.206	.024	.192	-.164	.123	-.161	.234	.058	.558**	.322	.025	-.269	-.291
.109	.525	.220	.888	.254	.331	.468	.342	.163	.732	.000	.052	.886	.107	.080
37	37	37	37	37	37	37	37	37	37	37	37	37	37	37
.109	-.029	-.212	-.040	.318	-.076	.184	-.011	.336*	.154	.448**	.324	.248	-.401*	-.295
.522	.867	.209	.816	.055	.653	.275	.950	.042	.364	.005	.051	.138	.014	.076
37	37	37	37	37	37	37	37	37	37	37	37	37	37	37
.138	-.205	-.327*	-.172	.273	-.154	.133	.030	.261	.082	.257	.176	.090	-.354*	-.196
.417	.225	.048	.309	.102	.361	.432	.861	.119	.629	.124	.298	.595	.031	.246

IBM SPSS Statistics Processor is ready | Unicode:ON

Type here to search | TPIA | ENG | 6:07 AM 2/10/2025

*Output1 [Document1] - IBM SPSS Statistics Viewer

File Edit View Data Transform Insert Format Analyze Direct Marketing Graphs Utilities Extensions Window Help

Output
- Log
- Correlations
  - Title
  - Notes
  - Active Dataset
  - Correlations

VAR00021	VAR00022	VAR00023	VAR00024	VAR00025	VAR00026	VAR00027	VAR00028	VAR00029	VAR00030	VAR00031	VAR00032	VAR00033	VAR00034	total
.038	.422**	.530**	.667**	.357*	.149	-.050	-.049	.005	.184	-.104	-.013	.196	.291	.568**
.823	.009	.001	.000	.030	.380	.768	.774	.976	.275	.539	.937	.246	.081	.000
37	37	37	37	37	37	37	37	37	37	37	37	37	37	37
.118	.290	.634**	.438**	.227	.000	-.208	-.059	-.033	.156	.225	.345*	.211	.629**	.707**
.485	.081	.000	.007	.177	1.000	.217	.731	.848	.355	.181	.036	.210	.000	.000
37	37	37	37	37	37	37	37	37	37	37	37	37	37	37
.140	.207	.230	.190	.174	-.298	-.304	-.034	.001	.176	.010	.083	.102	.319	.343*
.407	.220	.170	.260	.303	.073	.067	.843	.997	.298	.954	.625	.548	.055	.038
37	37	37	37	37	37	37	37	37	37	37	37	37	37	37
.082	.131	.021	.136	.171	.445**	.174	-.464**	.248	.428**	.331*	-.277	-.054	-.160	.434**
.630	.440	.902	.421	.312	.006	.303	.004	.140	.008	.045	.096	.752	.344	.007
37	37	37	37	37	37	37	37	37	37	37	37	37	37	37
.234	.058	.558**	.322	.025	-.269	-.291	.100	-.169	-.053	.081	.298	.285	.460**	.504**
.163	.732	.000	.052	.886	.107	.080	.558	.316	.755	.633	.073	.088	.004	.001
37	37	37	37	37	37	37	37	37	37	37	37	37	37	37
.336*	.154	.448**	.324	.248	-.401*	-.295	-.007	-.040	.129	.157	.106	.392*	.355*	.621**
.042	.364	.005	.051	.138	.014	.076	.969	.814	.447	.354	.531	.017	.031	.000
37	37	37	37	37	37	37	37	37	37	37	37	37	37	37
.261	.082	.257	.176	.090	-.354*	-.196	.094	-.196	.131	.110	.315	.519**	.351*	.526**
.119	.629	.124	.298	.595	.031	.246	.579	.245	.441	.515	.058	.001	.033	.001

IBM SPSS Statistics Processor is ready | Unicode:ON

Type here to search | IHSG | ENG | 6:07 AM 2/10/2025

UNIVERSITAS USAHID SURAKARTA

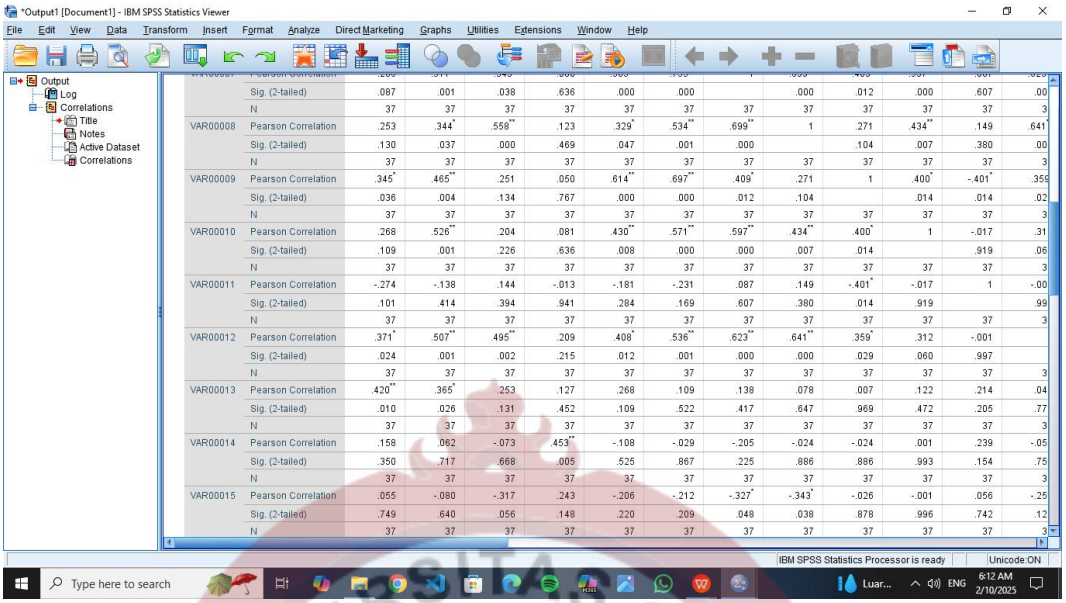

	Sig. (2-tailed)	.087	.001	.038	.636	.000	.000		.000	.012	.000	.607	.00
	N	37	37	37	37	37	37	37	37	37	37	37	3
VAR00008	Pearson Correlation	.253	.344*	.558**	.123	.329*	.534**	.699**	1	.271	.434**	.149	.641
	Sig. (2-tailed)	.130	.037	.000	.469	.047	.001	.000		.104	.007	.380	.00
	N	37	37	37	37	37	37	37	37	37	37	37	3
VAR00009	Pearson Correlation	.345*	.465**	.251	.050	.614**	.697**	.409*	.271	1	.400*	-.401*	.359
	Sig. (2-tailed)	.036	.004	.134	.767	.000	.000	.012	.104		.014	.014	.02
	N	37	37	37	37	37	37	37	37	37	37	37	3
VAR00010	Pearson Correlation	.268	.526**	.204	.081	.430**	.571**	.597**	.434**	.400*	1	-.017	.31
	Sig. (2-tailed)	.109	.001	.226	.636	.008	.000	.000	.007	.014		.919	.06
	N	37	37	37	37	37	37	37	37	37	37	37	3
VAR00011	Pearson Correlation	-.274	-.138	.144	-.013	-.181	-.231	.087	.149	-.401*	-.017	1	-.00
	Sig. (2-tailed)	.101	.414	.394	.941	.284	.169	.607	.380	.014	.919		.99
	N	37	37	37	37	37	37	37	37	37	37	37	3
VAR00012	Pearson Correlation	.371*	.507**	.495**	.209	.408*	.536**	.623**	.641**	.359*	.312	-.001	
	Sig. (2-tailed)	.024	.001	.002	.215	.012	.001	.000	.000	.029	.060	.997	
	N	37	37	37	37	37	37	37	37	37	37	37	3
VAR00013	Pearson Correlation	.420**	.365*	.253	.127	.268	.109	.138	.078	.007	.122	.214	.04
	Sig. (2-tailed)	.010	.026	.131	.452	.109	.522	.417	.647	.969	.472	.205	.77
	N	37	37	37	37	37	37	37	37	37	37	37	3
VAR00014	Pearson Correlation	.158	.062	-.073	.453**	-.108	-.029	-.205	-.024	-.024	.001	.239	-.05
	Sig. (2-tailed)	.350	.717	.668	.005	.525	.867	.225	.886	.886	.993	.154	.75
	N	37	37	37	37	37	37	37	37	37	37	37	3
VAR00015	Pearson Correlation	.055	-.080	-.317	.243	-.206	-.212	-.327*	-.343*	-.026	-.001	.056	-.25
	Sig. (2-tailed)	.749	.640	.056	.148	.220	.209	.048	.038	.878	.996	.742	.12
	N	37	37	37	37	37	37	37	37	37	37	37	3

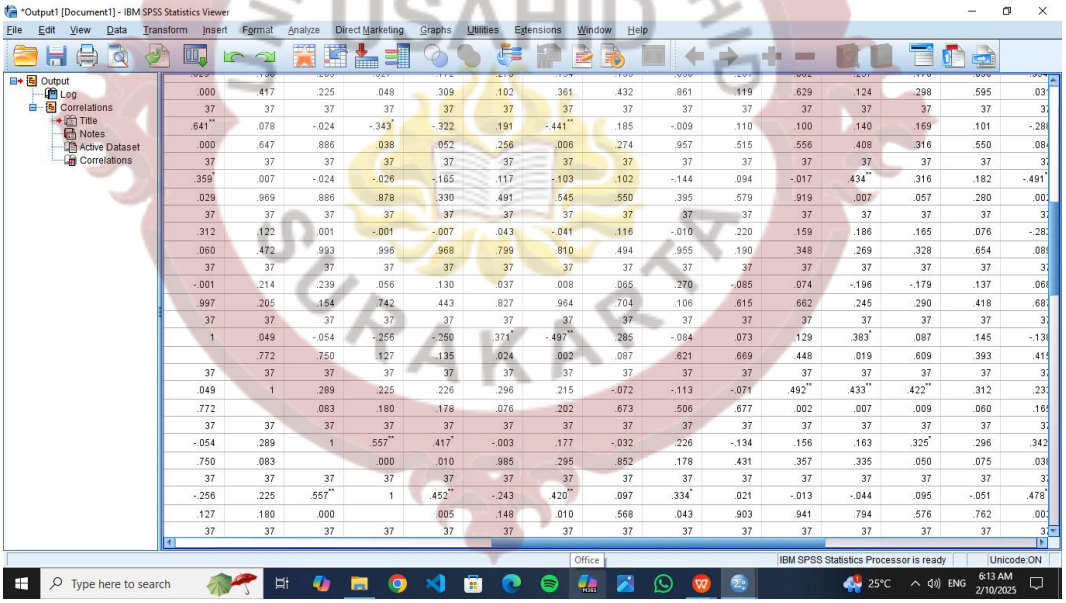

.000	.417	.225	.048	.309	.102	.361	.432	.861	.119	.629	.124	.298	.595	.03
37	37	37	37	37	37	37	37	37	37	37	37	37	37	3
.641**	.078	-.024	-.343*	-.322	.191	-.441**	.185	-.009	.110	.100	.140	.169	.101	-.28
.000	.647	.886	.038	.052	.256	.006	.274	.957	.515	.556	.408	.316	.550	.08
37	37	37	37	37	37	37	37	37	37	37	37	37	37	3
.359*	.007	-.024	-.026	-.165	.117	-.103	.102	-.144	.094	-.017	.434**	.316	.182	-.491*
.029	.969	.886	.878	.330	.491	.545	.550	.395	.579	.919	.007	.057	.280	.00
37	37	37	37	37	37	37	37	37	37	37	37	37	37	3
.312	.122	.001	-.001	-.007	.043	-.041	.116	-.010	.220	.159	.186	.165	.076	-.28
.060	.472	.993	.996	.968	.799	.810	.494	.955	.190	.348	.269	.328	.654	.08
37	37	37	37	37	37	37	37	37	37	37	37	37	37	3
-.001	.214	.239	.056	.130	.037	.008	.065	.270	-.085	.074	-.196	-.179	.137	.06
.997	.205	.154	.742	.443	.827	.964	.704	.106	.615	.662	.245	.290	.418	.68
37	37	37	37	37	37	37	37	37	37	37	37	37	37	3
1	.049	-.054	-.256	-.250	.371*	-.497**	.285	-.084	.073	.129	.383*	.087	.145	-.13
	.772	.750	.127	.135	.024	.002	.087	.621	.669	.448	.019	.609	.393	.41
37	37	37	37	37	37	37	37	37	37	37	37	37	37	3
.049	1	.289	.225	.226	.296	.215	-.072	-.113	-.071	.492**	.433**	.422**	.312	.23
.772		.083	.180	.178	.076	.202	.673	.506	.677	.002	.007	.009	.060	.16
37	37	37	37	37	37	37	37	37	37	37	37	37	37	3
-.054	.289	1	.557**	.417*	-.003	.177	-.032	.226	-.134	.156	.163	.325*	.296	.342
.750	.083		.000	.010	.985	.295	.852	.178	.431	.357	.335	.050	.075	.03
37	37	37	37	37	37	37	37	37	37	37	37	37	37	3
-.256	.225	.557**	1	.452**	-.243	.420**	.097	.334*	.021	-.013	-.044	.095	-.051	.478*
.127	.180	.000		.005	.148	.010	.568	.043	.903	.941	.794	.576	.762	.00
37	37	37	37	37	37	37	37	37	37	37	37	37	37	3

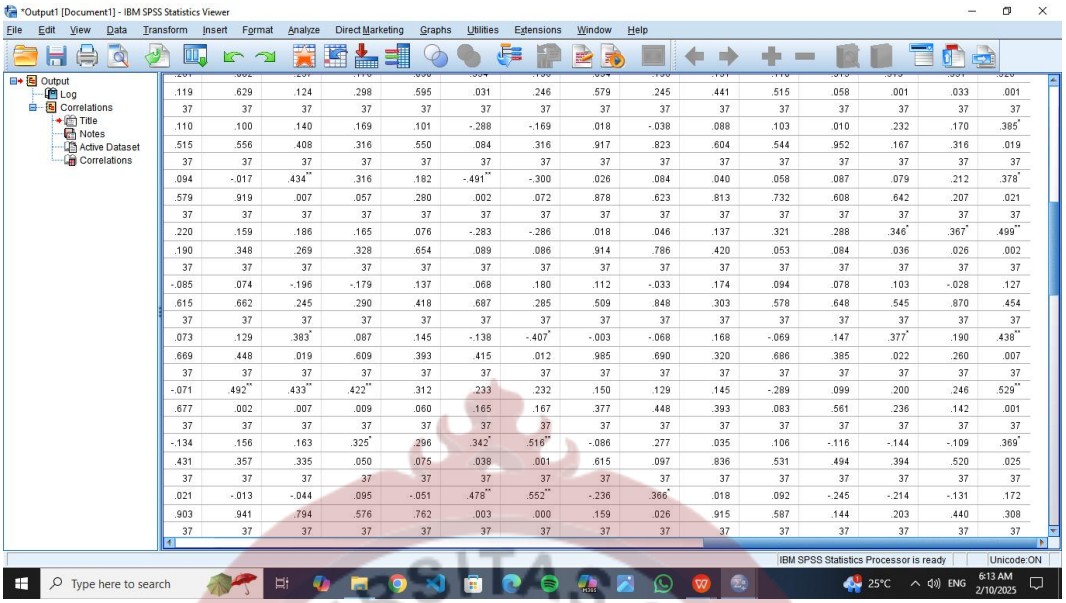

.119	.629	.124	.298	.595	.031	.246	.579	.245	.441	.515	.058	.001	.033	.001
37	37	37	37	37	37	37	37	37	37	37	37	37	37	37
.110	.100	.140	.169	.101	-.288	-.169	.018	-.038	.088	.103	.010	.232	.170	.385*
.515	.556	.408	.316	.550	.084	.316	.917	.823	.604	.544	.952	.167	.316	.019
37	37	37	37	37	37	37	37	37	37	37	37	37	37	37
.094	-.017	.434**	.316	.182	-.491**	-.300	.026	.084	.040	.058	.087	.079	.212	.378*
.579	.919	.007	.057	.280	.002	.072	.878	.623	.813	.732	.608	.642	.207	.021
37	37	37	37	37	37	37	37	37	37	37	37	37	37	37
.220	.159	.186	.165	.076	-.283	-.286	.018	.046	.137	.321	.288	.346*	.367*	.499**
.190	.348	.269	.328	.654	.089	.086	.914	.786	.420	.053	.084	.036	.026	.002
37	37	37	37	37	37	37	37	37	37	37	37	37	37	37
-.085	.074	-.196	-.179	.137	.068	.180	.112	-.033	.174	.094	.078	.103	-.028	.127
.615	.662	.245	.290	.418	.687	.285	.509	.848	.303	.578	.648	.545	.870	.454
37	37	37	37	37	37	37	37	37	37	37	37	37	37	37
.073	.129	.383*	.087	.145	-.138	-.407*	-.003	-.068	.168	-.069	.147	.377*	.190	.438**
.669	.448	.019	.609	.393	.415	.012	.985	.690	.320	.686	.385	.022	.260	.007
37	37	37	37	37	37	37	37	37	37	37	37	37	37	37
-.071	.492**	.433**	.422**	.312	.233	.232	.150	.129	.145	-.289	.099	.200	.246	.529**
.677	.002	.007	.009	.060	.165	.167	.377	.448	.393	.083	.561	.236	.142	.001
37	37	37	37	37	37	37	37	37	37	37	37	37	37	37
-.134	.156	.163	.325*	.296	.342*	.516**	-.086	.277	.035	.106	-.116	-.144	-.109	.369*
.431	.357	.335	.050	.075	.038	.001	.615	.097	.836	.531	.494	.394	.520	.025
37	37	37	37	37	37	37	37	37	37	37	37	37	37	37
.021	-.013	-.044	.095	-.051	.478**	.552**	-.236	.366*	.018	.092	-.245	-.214	-.131	.172
.903	.941	.794	.576	.762	.003	.000	.159	.026	.915	.587	.144	.203	.440	.308
37	37	37	37	37	37	37	37	37	37	37	37	37	37	37

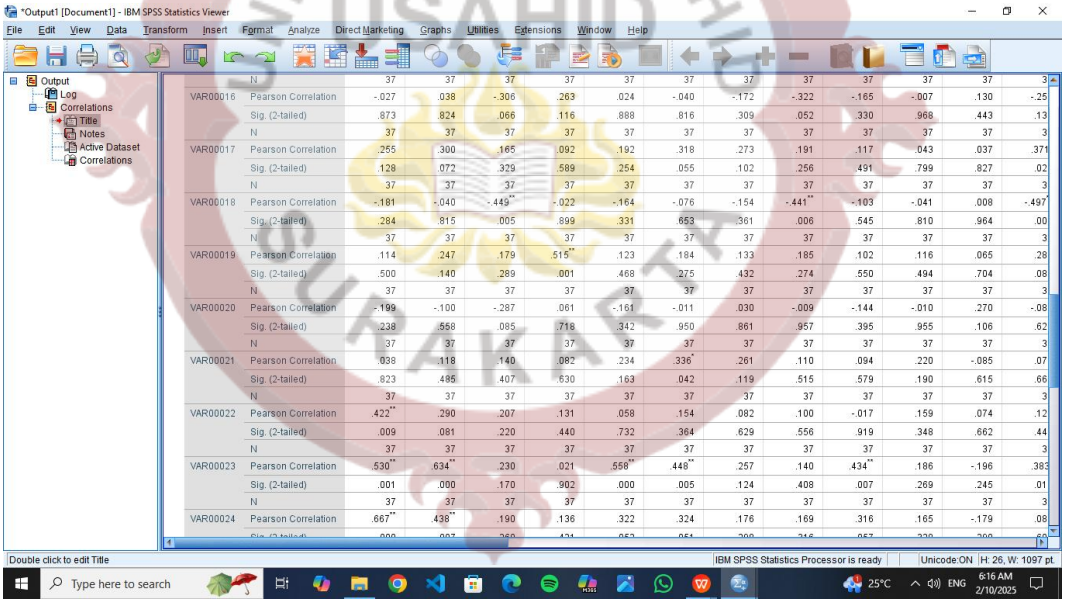

	N	37	37	37	37	37	37	37	37	37	37	37	3
VAR00016	Pearson Correlation	-.027	.038	-.306	.263	.024	-.040	-.172	-.322	-.165	-.007	.130	-.25
	Sig. (2-tailed)	.873	.824	.066	.116	.888	.816	.309	.052	.330	.968	.443	.13
	N	37	37	37	37	37	37	37	37	37	37	37	3
VAR00017	Pearson Correlation	.255	.300	.165	.092	.192	.318	.273	.191	.117	.043	.037	.371
	Sig. (2-tailed)	.128	.072	.329	.589	.254	.055	.102	.256	.491	.799	.827	.02
	N	37	37	37	37	37	37	37	37	37	37	37	3
VAR00018	Pearson Correlation	-.181	-.040	-.449**	-.022	-.164	-.076	-.154	-.441**	-.103	-.041	.008	-.497*
	Sig. (2-tailed)	.284	.815	.005	.899	.331	.653	.361	.006	.545	.810	.964	.00
	N	37	37	37	37	37	37	37	37	37	37	37	3
VAR00019	Pearson Correlation	.114	.247	.179	.515**	.123	.184	.133	.185	.102	.116	.065	.28
	Sig. (2-tailed)	.500	.140	.289	.001	.468	.275	.432	.274	.550	.494	.704	.08
	N	37	37	37	37	37	37	37	37	37	37	37	3
VAR00020	Pearson Correlation	-.199	-.100	-.287	.061	-.161	-.011	.030	-.009	-.144	-.010	.270	-.08
	Sig. (2-tailed)	.238	.558	.085	.718	.342	.950	.861	.957	.395	.955	.106	.62
	N	37	37	37	37	37	37	37	37	37	37	37	3
VAR00021	Pearson Correlation	.038	.118	.140	.082	.234	.336*	.261	.110	.094	.220	-.085	.07
	Sig. (2-tailed)	.823	.485	.407	.630	.163	.042	.119	.515	.579	.190	.615	.66
	N	37	37	37	37	37	37	37	37	37	37	37	3
VAR00022	Pearson Correlation	.422**	.290	.207	.131	.058	.154	.082	.100	-.017	.159	.074	.12
	Sig. (2-tailed)	.009	.081	.220	.440	.732	.364	.629	.556	.919	.348	.662	.44
	N	37	37	37	37	37	37	37	37	37	37	37	3
VAR00023	Pearson Correlation	.530**	.634**	.230	.021	.558**	.448**	.257	.140	.434**	.186	-.196	.383
	Sig. (2-tailed)	.001	.000	.170	.902	.000	.005	.124	.408	.007	.269	.245	.01
	N	37	37	37	37	37	37	37	37	37	37	37	3
VAR00024	Pearson Correlation	.667**	.438**	.190	.136	.322	.324	.176	.169	.316	.165	-.179	.08

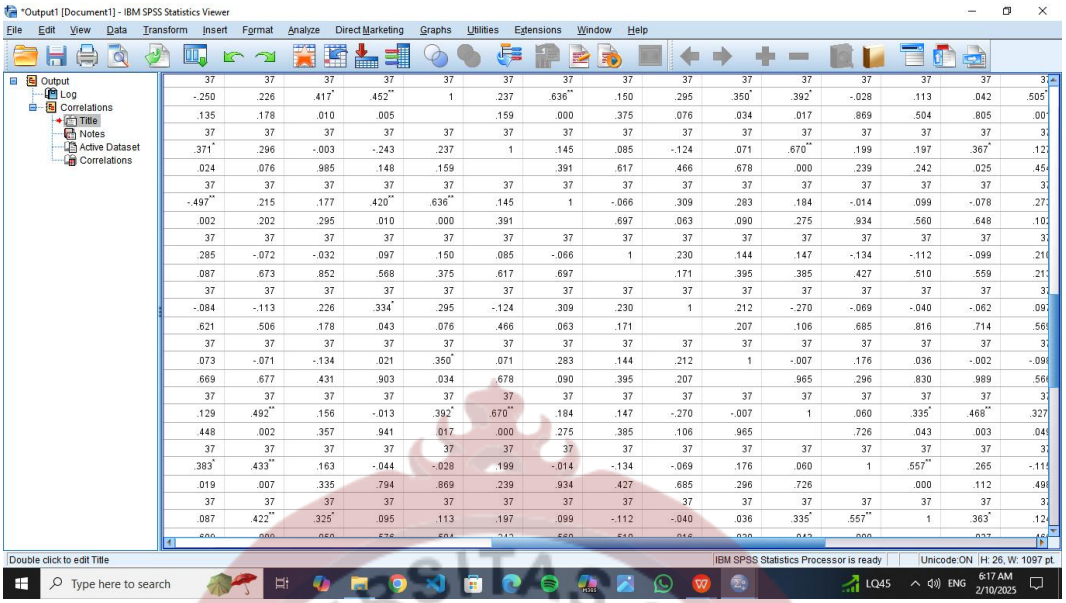

37	37	37	37	37	37	37	37	37	37	37	37	37	37	3
-.250	.226	.417*	.452**	1	.237	.636**	.150	.295	.350*	.392*	-.028	.113	.042	.505*
.135	.178	.010	.005		.159	.000	.375	.076	.034	.017	.869	.504	.805	.00
37	37	37	37	37	37	37	37	37	37	37	37	37	37	3
.371*	.296	-.003	-.243	.237	1	.145	.085	-.124	.071	.670**	.199	.197	.367*	.12
.024	.076	.985	.148	.159		.391	.617	.466	.678	.000	.239	.242	.025	.45
37	37	37	37	37	37	37	37	37	37	37	37	37	37	3
-.497**	.215	.177	.420**	.636**	.145	1	-.066	.309	.283	.184	-.014	.099	-.078	.27
.002	.202	.295	.010	.000	.391		.697	.063	.090	.275	.934	.560	.648	.10
37	37	37	37	37	37	37	37	37	37	37	37	37	37	3
.285	-.072	-.032	.097	.150	.085	-.066	1	.230	.144	.147	-.134	-.112	-.099	.21
.087	.673	.852	.568	.375	.617	.697		.171	.395	.385	.427	.510	.559	.21
37	37	37	37	37	37	37	37	37	37	37	37	37	37	3
-.084	-.113	.226	.334*	.295	-.124	.309	.230	1	.212	-.270	-.069	-.040	-.062	.09
.621	.506	.178	.043	.076	.466	.063	.171		.207	.106	.685	.816	.714	.56
37	37	37	37	37	37	37	37	37	37	37	37	37	37	3
.073	-.071	-.134	.021	.350*	.071	.283	.144	.212	1	-.007	.176	.036	-.002	-.09
.669	.677	.431	.903	.034	.678	.090	.395	.207		.965	.296	.830	.989	.56
37	37	37	37	37	37	37	37	37	37	37	37	37	37	3
.129	.492**	.156	-.013	.392*	.670**	.184	.147	-.270	-.007	1	.060	.335*	.468**	.327
.448	.002	.357	.941	.017	.000	.275	.385	.106	.965		.726	.043	.003	.04
37	37	37	37	37	37	37	37	37	37	37	37	37	37	3
.383*	.433**	.163	-.044	-.028	.199	-.014	-.134	-.069	.176	.060	1	.557**	.265	-.11
.019	.007	.335	.794	.869	.239	.934	.427	.685	.296	.726		.000	.112	.49
37	37	37	37	37	37	37	37	37	37	37	37	37	37	3
.087	.422**	.325*	.095	.113	.197	.099	-.112	-.040	.036	.335*	.557**	1	.363*	.12

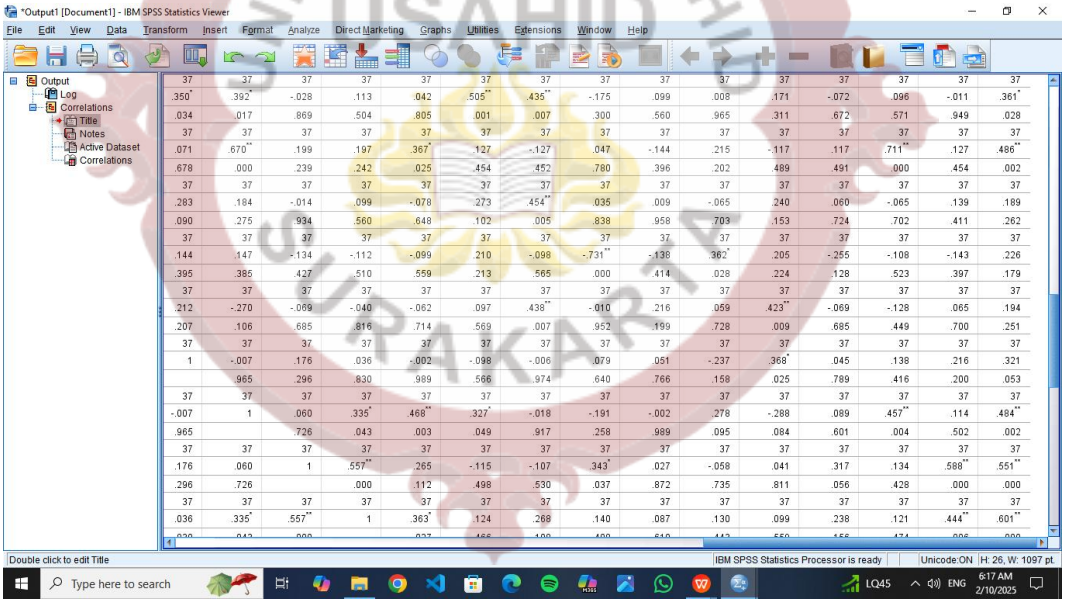

37	37	37	37	37	37	37	37	37	37	37	37	37	37	37
.350*	.392*	-.028	.113	.042	.505**	.435**	-.175	.099	.008	.171	-.072	.096	-.011	.361*
.034	.017	.869	.504	.805	.001	.007	.300	.560	.965	.311	.672	.571	.949	.028
37	37	37	37	37	37	37	37	37	37	37	37	37	37	37
.071	.670**	.199	.197	.367*	.127	-.127	.047	-.144	.215	-.117	.117	.711**	.127	.486**
.678	.000	.239	.242	.025	.454	.452	.780	.396	.202	.489	.491	.000	.454	.002
37	37	37	37	37	37	37	37	37	37	37	37	37	37	37
.283	.184	-.014	.099	-.078	.273	.454**	.035	.009	-.065	.240	.060	-.065	.139	.189
.090	.275	.934	.560	.648	.102	.005	.838	.958	.703	.153	.724	.702	.411	.262
37	37	37	37	37	37	37	37	37	37	37	37	37	37	37
.144	.147	-.134	-.112	-.099	.210	-.098	-.731**	-.138	.362*	.205	-.255	-.108	-.143	.226
.395	.385	.427	.510	.559	.213	.565	.000	.414	.028	.224	.128	.523	.397	.179
37	37	37	37	37	37	37	37	37	37	37	37	37	37	37
.212	-.270	-.069	-.040	-.062	.097	.438**	-.010	.216	.059	.423**	-.069	-.128	.065	.194
.207	.106	.685	.816	.714	.569	.007	.952	.199	.728	.009	.685	.449	.700	.251
37	37	37	37	37	37	37	37	37	37	37	37	37	37	37
1	-.007	.176	.036	-.002	-.098	-.006	.079	.051	-.237	.368*	.045	.138	.216	.321
	.965	.296	.830	.989	.566	.974	.640	.766	.158	.025	.789	.416	.200	.053
37	37	37	37	37	37	37	37	37	37	37	37	37	37	37
-.007	1	.060	.335*	.468**	.327*	-.018	-.191	-.002	.278	-.288	.089	.457**	.114	.484**
.965		.726	.043	.003	.049	.917	.258	.989	.095	.084	.601	.004	.502	.002
37	37	37	37	37	37	37	37	37	37	37	37	37	37	37
.176	.060	1	.557**	.265	-.115	-.107	.343*	.027	-.058	.041	.317	.134	.588**	.551**
.296	.726		.000	.112	.498	.530	.037	.872	.735	.811	.056	.428	.000	.000
37	37	37	37	37	37	37	37	37	37	37	37	37	37	37
.036	.335*	.557**	1	.363*	.124	.268	.140	.087	.130	.099	.238	.121	.444**	.601**

*Output1 [Document1] - IBM SPSS Statistics Viewer

File Edit View Data Transform Insert Format Analyze Direct Marketing Graphs Utilities Extensions Window Help

Output
- Log
- Correlations
  - Title
  - Notes
  - Active Dataset
  - Correlations

VAR00024	Pearson Correlation	.667	.438	.190	.136	.322	.324	.176	.169	.316	.165	-.179	.08
	Sig. (2-tailed)	.000	.007	.260	.421	.052	.051	.298	.316	.057	.328	.290	.60
	N	37	37	37	37	37	37	37	37	37	37	37	3
VAR00025	Pearson Correlation	.357*	.227	.174	.171	.025	.248	.090	.101	.182	.076	.137	.14
	Sig. (2-tailed)	.030	.177	.303	.312	.886	.138	.595	.550	.280	.654	.418	.39
	N	37	37	37	37	37	37	37	37	37	37	37	3
VAR00026	Pearson Correlation	.149	.000	-.298	.445**	-.269	-.401*	-.354*	-.288	-.491**	-.283	.068	-.13
	Sig. (2-tailed)	.380	1.000	.073	.006	.107	.014	.031	.084	.002	.089	.687	.41
	N	37	37	37	37	37	37	37	37	37	37	37	3
VAR00027	Pearson Correlation	-.050	-.208	-.304	.174	-.291	-.295	-.196	-.169	-.300	-.286	.180	-.407
	Sig. (2-tailed)	.768	.217	.067	.303	.080	.076	.246	.316	.072	.086	.285	.01
	N	37	37	37	37	37	37	37	37	37	37	37	3
VAR00028	Pearson Correlation	-.049	-.059	-.034	-.464**	.100	-.007	.094	.018	.026	.018	.112	-.00
	Sig. (2-tailed)	.774	.731	.843	.004	.558	.969	.579	.917	.878	.914	.509	.98
	N	37	37	37	37	37	37	37	37	37	37	37	3
VAR00029	Pearson Correlation	.005	-.033	.001	.248	-.169	-.040	-.196	-.038	.084	.046	-.033	-.06
	Sig. (2-tailed)	.976	.848	.997	.140	.316	.814	.245	.823	.623	.786	.848	.69
	N	37	37	37	37	37	37	37	37	37	37	37	3
VAR00030	Pearson Correlation	.184	.156	.176	.428**	-.053	.129	.131	.088	.040	.137	.174	.16
	Sig. (2-tailed)	.275	.355	.298	.008	.755	.447	.441	.604	.813	.420	.303	.32
	N	37	37	37	37	37	37	37	37	37	37	37	3
VAR00031	Pearson Correlation	-.104	.225	.010	.331*	.081	.157	.110	.103	.058	.321	.094	-.06
	Sig. (2-tailed)	.539	.181	.954	.045	.633	.354	.515	.544	.732	.053	.578	.68
	N	37	37	37	37	37	37	37	37	37	37	37	3
VAR00032	Pearson Correlation	-.013	.345*	.083	-.277	.298	.106	.315	.010	.087	.288	.078	.14
	Sig. (2-tailed)	.937	.036	.625	.096	.073	.531	.058	.952	.608	.084	.648	.38
	N	37	37	37	37	37	37	37	37	37	37	37	3

IBM SPSS Statistics Processor is ready | Unicode:ON | H: 26, W: 1097 pt.

Type here to search | Huja... | ENG | 6:22 AM 2/10/2025

*Output1 [Document1] - IBM SPSS Statistics Viewer

File Edit View Data Transform Insert Format Analyze Direct Marketing Graphs Utilities Extensions Window Help

Output
- Log
- Correlations
  - Title
  - Notes
  - Active Dataset
  - Correlations

.087	.422	.325	.095	.113	.197	.099	-.112	-.040	.036	.335	.557	1	.363	.12
.609	.009	.050	.576	.504	.242	.560	.510	.816	.830	.043	.000		.027	.46
37	37	37	37	37	37	37	37	37	37	37	37	37	37	3
.145	.312	.296	-.051	.042	.367*	-.078	-.099	-.062	-.002	.468**	.265	.363*	1	.03
.393	.060	.075	.762	.805	.025	.648	.559	.714	.989	.003	.112	.027		.85
37	37	37	37	37	37	37	37	37	37	37	37	37	37	3
-.138	.233	.342*	.478**	.505**	.127	.273	.210	.097	-.098	.327*	-.115	.124	.031	
.415	.165	.038	.003	.001	.454	.102	.213	.569	.566	.049	.498	.466	.857	
37	37	37	37	37	37	37	37	37	37	37	37	37	37	3
-.407*	.232	.516**	.552**	.435**	-.127	.454**	-.098	.438**	-.006	-.018	-.107	.268	.087	.519
.012	.167	.001	.000	.007	.452	.005	.565	.007	.974	.917	.530	.108	.609	.00
37	37	37	37	37	37	37	37	37	37	37	37	37	37	3
-.003	.150	-.086	-.236	-.175	.047	.035	-.731**	-.010	.079	-.191	.343*	.140	.162	-.31
.985	.377	.615	.159	.300	.780	.838	.000	.952	.640	.258	.037	.408	.338	.06
37	37	37	37	37	37	37	37	37	37	37	37	37	37	3
-.068	.129	.277	.366*	.099	-.144	.009	-.138	.216	.051	-.002	.027	.087	.427**	.10
.690	.448	.097	.026	.560	.396	.958	.414	.199	.766	.989	.872	.610	.008	.53
37	37	37	37	37	37	37	37	37	37	37	37	37	37	3
.168	.145	.035	.018	.008	.215	-.065	.362*	.059	-.237	.278	-.058	.130	.279	.20
.320	.393	.836	.915	.965	.202	.703	.028	.728	.158	.095	.735	.443	.095	.22
37	37	37	37	37	37	37	37	37	37	37	37	37	37	3
-.069	-.289	.106	.092	.171	-.117	.240	.205	.423**	.368*	-.288	.041	.099	-.161	.02
.686	.083	.531	.587	.311	.489	.153	.224	.009	.025	.084	.811	.559	.340	.86
37	37	37	37	37	37	37	37	37	37	37	37	37	37	3
.147	.099	-.116	-.245	-.072	.117	.060	-.255	-.069	.045	.089	.317	.238	.045	-.10
.385	.561	.494	.144	.672	.491	.724	.128	.685	.789	.601	.056	.156	.792	.52
37	37	37	37	37	37	37	37	37	37	37	37	37	37	3

IBM SPSS Statistics Processor is ready | Unicode:ON | H: 26, W: 1097 pt.

Type here to search | Huja... | ENG | 6:22 AM 2/10/2025

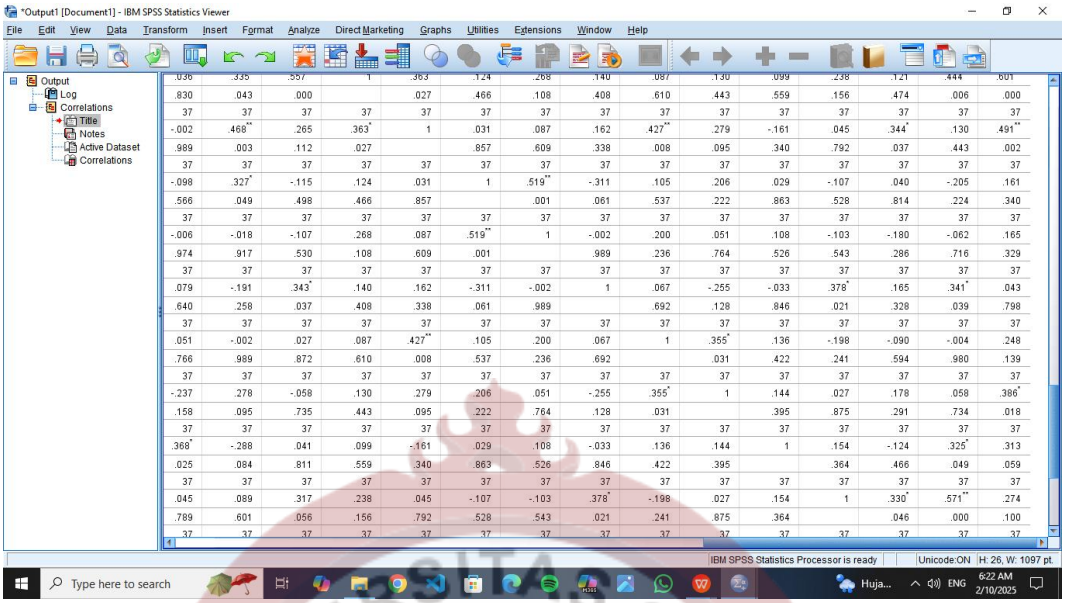

.036	.335	.557	1	.363	.124	.268	.140	.087	.130	.099	.238	.121	.444	.601	
.830	.043	.000		.027	.466	.108	.408	.610	.443	.559	.156	.474	.006	.000	
37	37	37	37	37	37	37	37	37	37	37	37	37	37	37	
-.002	.468**	.265	.363*	1	.031	.087	.162	.427**	.279	-.161	.045	.344*	.130	.491**	
.989	.003	.112	.027		.857	.609	.338	.008	.095	.340	.792	.037	.443	.002	
37	37	37	37	37	37	37	37	37	37	37	37	37	37	37	
-.098	.327*	-.115	.124	.031	1	.519**	-.311	.105	.206	.029	-.107	.040	-.205	.161	
.566	.049	.498	.466	.857		.001	.061	.537	.222	.863	.528	.814	.224	.340	
37	37	37	37	37	37	37	37	37	37	37	37	37	37	37	
-.006	-.018	-.107	.268	.087	.519**	1	-.002	.200	.051	.108	-.103	-.180	-.062	.165	
.974	.917	.530	.108	.609	.001		.989	.236	.764	.526	.543	.286	.716	.329	
37	37	37	37	37	37	37	37	37	37	37	37	37	37	37	
.079	-.191	.343*	.140	.162	-.311	-.002	1	.067	-.255	-.033	.378*	.165	.341*	.043	
.640	.258	.037	.408	.338	.061	.989		.692	.128	.846	.021	.328	.039	.798	
37	37	37	37	37	37	37	37	37	37	37	37	37	37	37	
.051	-.002	.027	.087	.427**	.105	.200	.067	1	.355*	.136	-.198	-.090	-.004	.248	
.766	.989	.872	.610	.008	.537	.236	.692		.031	.422	.241	.594	.980	.139	
37	37	37	37	37	37	37	37	37	37	37	37	37	37	37	
-.237	.278	-.058	.130	.279	.206	.051	-.255	.355*	1	.144	.027	.178	.058	.386*	
.158	.095	.735	.443	.095	.222	.764	.128	.031		.395	.875	.291	.734	.018	
37	37	37	37	37	37	37	37	37	37	37	37	37	37	37	
.368*	-.288	.041	.099	-.161	.029	.108	-.033	.136	.144	1	.154	-.124	.325*	.313	
.025	.084	.811	.559	.340	.863	.526	.846	.422	.395		.364	.466	.049	.059	
37	37	37	37	37	37	37	37	37	37	37	37	37	37	37	
.045	.089	.317	.238	.045	-.107	-.103	.378*	-.198	.027	.154	1	.330*	.571**	.274	
.789	.601	.056	.156	.792	.528	.543	.021	.241	.875	.364		.046	.000	.100	
37	37	37	37	37	37	37	37	37	37	37	37	37	37	37	

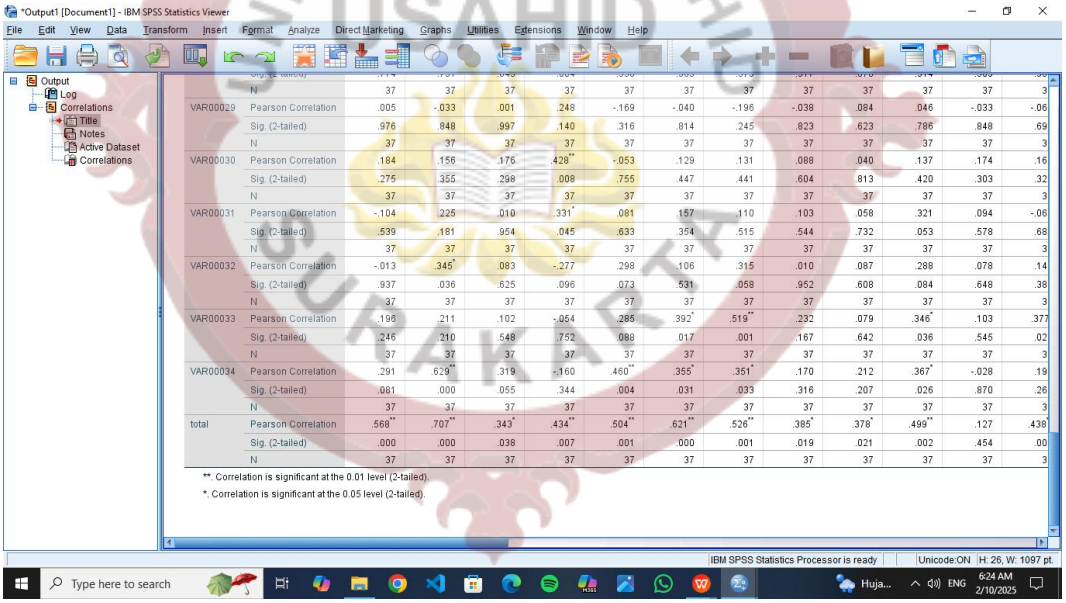

	N	37	37	37	37	37	37	37	37	37	37	37	37	3
VAR00029	Pearson Correlation	.005	-.033	.001	.248	-.169	-.040	-.196	-.038	.084	.046	-.033	-.06	
	Sig. (2-tailed)	.976	.848	.997	.140	.316	.814	.245	.823	.623	.786	.848	.69	
	N	37	37	37	37	37	37	37	37	37	37	37	3	
VAR00030	Pearson Correlation	.184	.156	.176	.428**	-.053	.129	.131	.088	.040	.137	.174	.16	
	Sig. (2-tailed)	.275	.355	.298	.008	.755	.447	.441	.604	.813	.420	.303	.32	
	N	37	37	37	37	37	37	37	37	37	37	37	3	
VAR00031	Pearson Correlation	-.104	.225	.010	.331*	.081	.157	.110	.103	.058	.321	.094	-.06	
	Sig. (2-tailed)	.539	.181	.954	.045	.633	.354	.515	.544	.732	.053	.578	.68	
	N	37	37	37	37	37	37	37	37	37	37	37	3	
VAR00032	Pearson Correlation	-.013	.345*	.083	-.277	.298	.106	.315	.010	.087	.288	.078	.14	
	Sig. (2-tailed)	.937	.036	.625	.096	.073	.531	.058	.952	.608	.084	.648	.38	
	N	37	37	37	37	37	37	37	37	37	37	37	3	
VAR00033	Pearson Correlation	.196	.211	.102	-.054	.285	.392*	.519**	.232	.079	.346*	.103	.377	
	Sig. (2-tailed)	.246	.210	.548	.752	.088	.017	.001	.167	.642	.036	.545	.02	
	N	37	37	37	37	37	37	37	37	37	37	37	3	
VAR00034	Pearson Correlation	.291	.629**	.319	-.160	.460**	.355*	.351*	.170	.212	.367*	-.028	.19	
	Sig. (2-tailed)	.081	.000	.055	.344	.004	.031	.033	.316	.207	.026	.870	.26	
	N	37	37	37	37	37	37	37	37	37	37	37	3	
total	Pearson Correlation	.568**	.707**	.343*	.434**	.504**	.621**	.526**	.385*	.378*	.499**	.127	.438*	
	Sig. (2-tailed)	.000	.000	.038	.007	.001	.000	.001	.019	.021	.002	.454	.00	
	N	37	37	37	37	37	37	37	37	37	37	37	3	

**. Correlation is significant at the 0.01 level (2-tailed).

*. Correlation is significant at the 0.05 level (2-tailed).

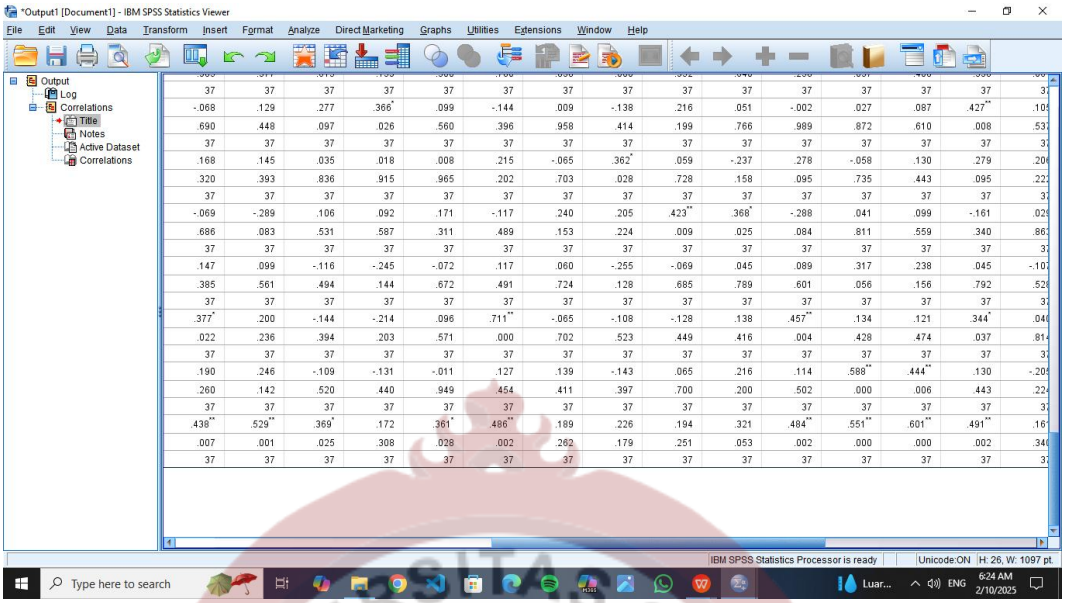

37	37	37	37	37	37	37	37	37	37	37	37	37	37	37
-.068	.129	.277	.366*	.099	-.144	.009	-.138	.216	.051	-.002	.027	.087	.427**	.105
.690	.448	.097	.026	.560	.396	.958	.414	.199	.766	.989	.872	.610	.008	.537
37	37	37	37	37	37	37	37	37	37	37	37	37	37	37
.168	.145	.035	.018	.008	.215	-.065	.362*	.059	-.237	.278	-.058	.130	.279	.206
.320	.393	.836	.915	.965	.202	.703	.028	.728	.158	.095	.735	.443	.095	.222
37	37	37	37	37	37	37	37	37	37	37	37	37	37	37
-.069	-.289	.106	.092	.171	-.117	.240	.205	.423**	.368*	-.288	.041	.099	-.161	.029
.686	.083	.531	.587	.311	.489	.153	.224	.009	.025	.084	.811	.559	.340	.863
37	37	37	37	37	37	37	37	37	37	37	37	37	37	37
.147	.099	-.116	-.245	-.072	.117	.060	-.255	-.069	.045	.089	.317	.238	.045	-.107
.385	.561	.494	.144	.672	.491	.724	.128	.685	.789	.601	.056	.156	.792	.528
37	37	37	37	37	37	37	37	37	37	37	37	37	37	37
.377*	.200	-.144	-.214	.096	.711**	-.065	-.108	-.128	.138	.457**	.134	.121	.344*	.040
.022	.236	.394	.203	.571	.000	.702	.523	.449	.416	.004	.428	.474	.037	.814
37	37	37	37	37	37	37	37	37	37	37	37	37	37	37
.190	.246	-.109	-.131	-.011	.127	.139	-.143	.065	.216	.114	.588**	.444**	.130	-.205
.260	.142	.520	.440	.949	.454	.411	.397	.700	.200	.502	.000	.006	.443	.224
37	37	37	37	37	37	37	37	37	37	37	37	37	37	37
.438**	.529**	.369*	.172	.361*	.486**	.189	.226	.194	.321	.484**	.551**	.601**	.491**	.167
.007	.001	.025	.308	.028	.002	.262	.179	.251	.053	.002	.000	.000	.002	.340
37	37	37	37	37	37	37	37	37	37	37	37	37	37	37

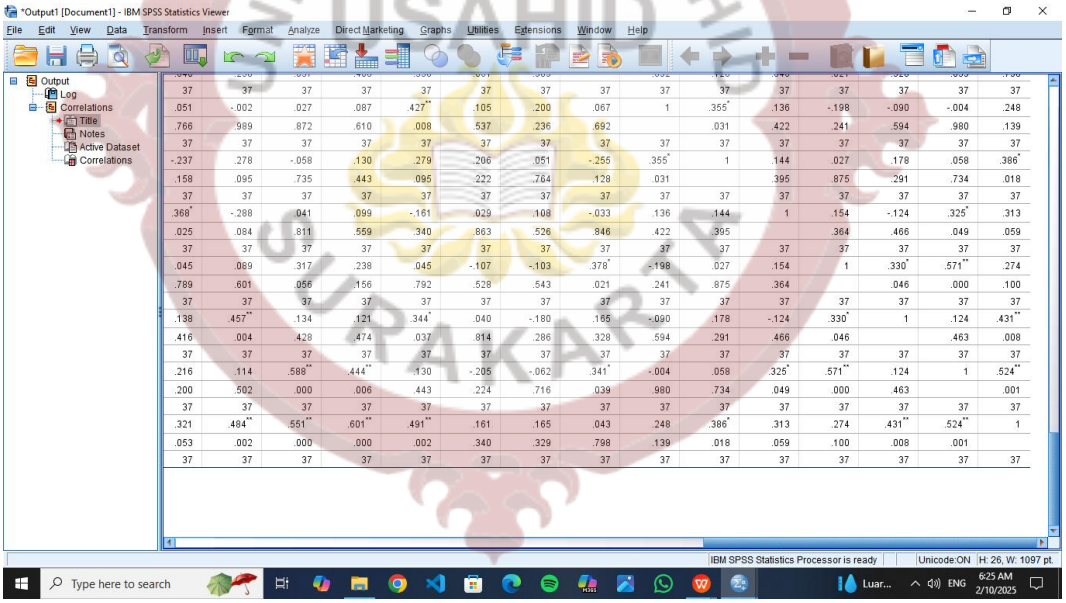

37	37	37	37	37	37	37	37	37	37	37	37	37	37	37
.051	-.002	.027	.087	.427**	.105	.200	.067	1	.355*	.136	-.198	-.090	-.004	.248
.766	.989	.872	.610	.008	.537	.236	.692		.031	.422	.241	.594	.980	.139
37	37	37	37	37	37	37	37	37	37	37	37	37	37	37
-.237	.278	-.058	.130	.279	.206	.051	-.255	.355*	1	.144	.027	.178	.058	.386*
.158	.095	.735	.443	.095	.222	.764	.128	.031		.395	.875	.291	.734	.018
37	37	37	37	37	37	37	37	37	37	37	37	37	37	37
.368*	-.288	.041	.099	-.161	.029	.108	-.033	.136	.144	1	.154	-.124	.325*	.313
.025	.084	.811	.559	.340	.863	.526	.846	.422	.395		.364	.466	.049	.059
37	37	37	37	37	37	37	37	37	37	37	37	37	37	37
.045	.089	.317	.238	.045	-.107	-.103	.378*	-.198	.027	.154	1	.330*	.571**	.274
.789	.601	.056	.156	.792	.528	.543	.021	.241	.875	.364		.046	.000	.100
37	37	37	37	37	37	37	37	37	37	37	37	37	37	37
.138	.457**	.134	.121	.344*	.040	-.180	.165	-.090	.178	-.124	.330*	1	.124	.431**
.416	.004	.428	.474	.037	.814	.286	.328	.594	.291	.466	.046		.463	.008
37	37	37	37	37	37	37	37	37	37	37	37	37	37	37
.216	.114	.588**	.444**	.130	-.205	-.062	.341*	-.004	.058	.325*	.571**	.124	1	.524**
.200	.502	.000	.006	.443	.224	.716	.039	.980	.734	.049	.000	.463		.001
37	37	37	37	37	37	37	37	37	37	37	37	37	37	37
.321	.484**	.551**	.601**	.491**	.161	.165	.043	.248	.386*	.313	.274	.431**	.524**	1
.053	.002	.000	.000	.002	.340	.329	.798	.139	.018	.059	.100	.008	.001	
37	37	37	37	37	37	37	37	37	37	37	37	37	37	37

Lampiran 17

HASIL ANALISIS STATISTIK UJI COBA

RELIABILITAS SKALA PERILAKU KONSUMTIF

Scala : ALL VARIABLES

Case Processing Summary

		N	%
Cases	Valid	37	100.0
	Excluded[a]	0	.0
	Total	37	100.0

a. Listwise deletion based on all variables in the procedure.

Reliability Statistics

Cronbach's Alpha	N of Items
.852	39

Item-Total Statistics

	Scale Mean if Item Deleted	Scale Variance if Item Deleted	Corrected Item-Total Correlation	Cronbach's Alpha if Item Deleted
VAR00001	113.4324	229.808	.166	.852
VAR00002	115.1622	218.529	.520	.844
VAR00003	113.8649	223.342	.304	.850
VAR00004	114.3784	227.353	.209	.852
VAR00005	112.9189	226.188	.417	.848
VAR00006	114.1081	228.710	.133	.855
VAR00007	113.5676	229.974	.170	.852
VAR00008	113.8378	220.029	.528	.844
VAR00009	115.3784	224.353	.362	.848
VAR00010	114.7027	225.548	.318	.849
VAR00011	115.3784	225.131	.413	.847
VAR00012	114.9730	223.916	.422	.847
VAR00013	115.1351	228.065	.254	.850
VAR00014	114.0000	217.333	.484	.845
VAR00015	115.3784	221.464	.466	.846

UNIVERSITAS SAHID USAHID SURAKARTA

VAR00016	113.0270	232.249	.104	.853
VAR00017	114.7568	220.411	.422	.846
VAR00018	114.5135	222.646	.373	.848
VAR00019	113.4865	224.146	.386	.848
VAR00020	114.1892	218.324	.419	.846
VAR00021	113.8919	231.099	.105	.854
VAR00022	114.7568	226.300	.256	.851
VAR00023	113.1081	230.821	.162	.852
VAR00024	115.1081	222.266	.436	.846
VAR00025	114.6757	219.170	.426	.846
VAR00026	113.2703	227.258	.272	.850
VAR00027	113.5405	228.422	.236	.851
VAR00028	115.0270	219.305	.557	.844
VAR00029	113.6486	221.512	.419	.847
VAR00030	113.6486	222.845	.428	.847
VAR00031	113.2432	222.689	.390	.847
VAR00032	113.6757	225.503	.271	.850
VAR00033	114.0000	231.667	.106	.854
VAR00034	114.5405	221.033	.481	.845
VAR00035	114.6486	223.290	.256	.852
VAR00036	113.5676	220.697	.447	.846
VAR00037	113.6216	219.297	.493	.845
VAR00038	113.8378	226.473	.293	.850
VAR00039	113.1351	230.787	.151	.852

*Output1 [Document1] - IBM SPSS Statistics Viewer

File Edit View Data Transform Insert Format Analyze Direct Marketing Graphs Utilities Extensions Window Help

Output
- Log
- Correlations
  - Title
  - Notes
  - Active Dataset
  - Correlations

[DataSet0]

Correlations

		VAR00001	VAR00002	VAR00003	VAR00004	VAR00005	VAR00006	VAR00007	VAR00008	VAR00009	VAR00010	VAR00011	VAR00012
VAR00001	Pearson Correlation	1	-.201	.240	.060	.458**	.029	.255	-.083	-.411*	-.037	-.385*	-.239
	Sig. (2-tailed)		.232	.153	.725	.004	.867	.128	.623	.011	.827	.019	.154
	N	37	37	37	37	37	37	37	37	37	37	37	37
VAR00002	Pearson Correlation	-.201	1	.140	.449**	-.142	.021	-.041	.378*	.748**	.430**	.528**	.806**
	Sig. (2-tailed)	.232		.408	.005	.402	.901	.809	.021	.000	.008	.001	.000
	N	37	37	37	37	37	37	37	37	37	37	37	37
VAR00003	Pearson Correlation	.240	.140	1	-.012	.256	-.255	.083	.174	.059	.065	-.017	.171
	Sig. (2-tailed)	.153	.408		.945	.126	.127	.624	.303	.727	.703	.922	.311
	N	37	37	37	37	37	37	37	37	37	37	37	37
VAR00004	Pearson Correlation	.060	.449**	-.012	1	.103	.215	-.265	.389*	.152	-.055	.088	.329*
	Sig. (2-tailed)	.725	.005	.945		.544	.201	.113	.017	.371	.748	.605	.047
	N	37	37	37	37	37	37	37	37	37	37	37	37
VAR00005	Pearson Correlation	.458**	-.142	.256	.103	1	.323	.187	.192	-.247	-.059	-.248	-.193
	Sig. (2-tailed)	.004	.402	.126	.544		.051	.267	.255	.140	.727	.140	.251
	N	37	37	37	37	37	37	37	37	37	37	37	37
VAR00006	Pearson Correlation	.029	.021	-.255	.215	.323	1	-.197	.402*	.073	.079	.194	.045
	Sig. (2-tailed)	.867	.901	.127	.201	.051		.243	.014	.670	.640	.249	.790
	N	37	37	37	37	37	37	37	37	37	37	37	37
VAR00007	Pearson Correlation	.255	-.041	.083	-.265	.187	-.197	1	.024	.066	-.283	-.071	-.325
	Sig. (2-tailed)	.128	.809	.624	.113	.267	.243		.887	.698	.089	.676	.050
	N	37	37	37	37	37	37	37	37	37	37	37	37

IBM SPSS Statistics Processor is ready | Unicode:ON

Type here to search | ENG | 6:35 AM 2/10/2025

*Output1 [Document1] - IBM SPSS Statistics Viewer

File Edit View Data Transform Insert Format Analyze Direct Marketing Graphs Utilities Extensions Window Help

Output
- Log
- Correlations
  - Title
  - Notes
  - Active Dataset
  - Correlations

VAR00013	VAR00014	VAR00015	VAR00016	VAR00017	VAR00018	VAR00019	VAR00020	VAR00021	VAR00022	VAR00023	VAR00024	VAR00025	VAR00026	VAR00027
-.423**	-.012	-.201	.756**	-.253	.050	.410*	.145	.180	-.212	.389*	-.321	-.336*	.297	.177
.009	.942	.234	.000	.130	.771	.012	.392	.287	.209	.017	.053	.042	.074	.294
37	37	37	37	37	37	37	37	37	37	37	37	37	37	37
.454**	.184	.525**	-.218	.752**	.342*	.048	.378*	-.094	.512**	-.384*	.754**	.503**	-.237	-.280
.005	.276	.001	.194	.000	.038	.778	.021	.579	.001	.019	.000	.002	.158	.093
37	37	37	37	37	37	37	37	37	37	37	37	37	37	37
.106	.210	.011	.081	.067	.127	-.215	.010	.646**	-.039	.216	.212	-.031	.212	.183
.534	.213	.951	.635	.693	.455	.202	.954	.000	.819	.199	.207	.855	.208	.278
37	37	37	37	37	37	37	37	37	37	37	37	37	37	37
.311	.236	.099	.265	.456**	-.103	-.059	.187	-.066	.080	-.082	.214	.003	-.223	-.185
.061	.159	.558	.113	.005	.543	.731	.268	.699	.639	.628	.202	.987	.185	.274
37	37	37	37	37	37	37	37	37	37	37	37	37	37	37
-.177	.294	-.125	.469**	-.176	.184	.374*	-.017	.222	-.258	.692**	-.213	-.153	.598**	.533**
.295	.077	.462	.003	.298	.275	.023	.918	.187	.124	.000	.207	.366	.000	.001
37	37	37	37	37	37	37	37	37	37	37	37	37	37	37
.048	-.057	.207	.048	.127	-.093	.194	.237	-.125	-.168	.153	.022	.028	-.043	.033
.776	.739	.220	.778	.454	.585	.250	.159	.460	.320	.366	.899	.871	.799	.844
37	37	37	37	37	37	37	37	37	37	37	37	37	37	37
-.271	.257	.035	.203	-.079	.195	.110	.380*	.306	.058	.087	-.143	-.041	.223	.451**
.104	.125	.838	.228	.642	.247	.517	.020	.066	.734	.607	.400	.808	.185	.005
37	37	37	37	37	37	37	37	37	37	37	37	37	37	37

IBM SPSS Statistics Processor is ready | Unicode:ON

Type here to search | BBCA | ENG | 6:35 AM 2/10/2025

UNIVERSITAS SAMID SIDRAP

*Output1 [Document1] - IBM SPSS Statistics Viewer

File Edit View Data Transform Insert Format Analyze Direct Marketing Graphs Utilities Extensions Window Help

Output
- Log
- Correlations
  - Title
  - Notes
  - Active Dataset
  - Correlations

00026	VAR00027	VAR00028	VAR00029	VAR00030	VAR00031	VAR00032	VAR00033	VAR00034	VAR00035	VAR00036	VAR00037	VAR00038	VAR00039	total
.297	.177	-.178	.312	.535**	.360*	-.025	.257	.076	-.035	.227	.210	.314	.423**	.225
.074	.294	.292	.060	.001	.029	.884	.125	.654	.839	.177	.212	.058	.009	.180
37	37	37	37	37	37	37	37	37	37	37	37	37	37	37
-.237	-.280	.687**	-.090	.100	-.238	-.038	-.053	.324	.244	.117	.115	.179	-.303	.572**
.158	.093	.000	.597	.556	.156	.825	.757	.051	.146	.490	.496	.289	.069	.000
37	37	37	37	37	37	37	37	37	37	37	37	37	37	37
.212	.183	.073	.025	-.047	.298	.327*	-.107	.147	.019	.298	.354*	.422**	.211	.374*
.208	.278	.670	.882	.784	.073	.048	.529	.384	.910	.074	.032	.009	.210	.023
37	37	37	37	37	37	37	37	37	37	37	37	37	37	37
-.223	-.185	.504**	-.134	.010	-.219	-.202	-.152	.478**	.134	.026	.063	.071	-.085	.278
.185	.274	.001	.429	.953	.193	.232	.369	.003	.428	.876	.713	.676	.618	.096
37	37	37	37	37	37	37	37	37	37	37	37	37	37	37
.598**	.533**	-.036	.490**	.465**	.567**	.261	.202	.010	-.083	.429**	.369*	.109	.752**	.452**
.000	.001	.832	.002	.004	.000	.119	.230	.954	.627	.008	.024	.521	.000	.005
37	37	37	37	37	37	37	37	37	37	37	37	37	37	37
-.043	.033	.225	.174	.126	.128	-.009	.065	.344*	-.101	-.053	-.174	-.075	.097	.218
.799	.844	.180	.303	.456	.452	.958	.704	.037	.551	.757	.303	.659	.569	.195
37	37	37	37	37	37	37	37	37	37	37	37	37	37	37
.223	.451**	.023	.108	.282	.388*	.201	.447**	-.328*	.148	.002	-.080	-.040	.169	.227
.185	.005	.891	.523	.091	.018	.234	.006	.048	.381	.989	.639	.816	.316	.177
37	37	37	37	37	37	37	37	37	37	37	37	37	37	37

IBM SPSS Statistics Processor is ready | Unicode:ON

Type here to search | BBCA | ENG | 6:35 AM 2/10/2025

*Output1 [Document1] - IBM SPSS Statistics Viewer

File Edit View Data Transform Insert Format Analyze Direct Marketing Graphs Utilities Extensions Window Help

Output
- Log
- Correlations
  - Title
  - Notes
  - Active Dataset
  - Correlations

VAR00008	Pearson Correlation	-.083	.378	.174	.389	.192	.402	.024	1	.424	.131	.285	.281
	Sig. (2-tailed)	.623	.021	.303	.017	.255	.014	.887		.009	.440	.087	.093
	N	37	37	37	37	37	37	37	37	37	37	37	37
VAR00009	Pearson Correlation	-.411*	.748**	.059	.152	-.247	.073	.066	.424**	1	.331*	.541**	.586**
	Sig. (2-tailed)	.011	.000	.727	.371	.140	.670	.698	.009		.046	.001	.000
	N	37	37	37	37	37	37	37	37	37	37	37	37
VAR00010	Pearson Correlation	-.037	.430**	.065	-.055	-.059	.079	-.283	.131	.331*	1	.360*	.716**
	Sig. (2-tailed)	.827	.008	.703	.748	.727	.640	.089	.440	.046		.029	.000
	N	37	37	37	37	37	37	37	37	37	37	37	37
VAR00011	Pearson Correlation	-.385*	.528**	-.017	.088	-.248	.194	-.071	.285	.541**	.360*	1	.582**
	Sig. (2-tailed)	.019	.001	.922	.605	.140	.249	.676	.087	.001	.029		.000
	N	37	37	37	37	37	37	37	37	37	37	37	37
VAR00012	Pearson Correlation	-.239	.806**	.171	.329*	-.193	.045	-.325	.281	.586**	.716**	.582**	1
	Sig. (2-tailed)	.154	.000	.311	.047	.251	.790	.050	.093	.000	.000	.000	
	N	37	37	37	37	37	37	37	37	37	37	37	37
VAR00013	Pearson Correlation	-.423**	.454**	.106	.311	-.177	.048	-.271	.369*	.462**	.197	.673**	.509**
	Sig. (2-tailed)	.009	.005	.534	.061	.295	.776	.104	.025	.004	.242	.000	.001
	N	37	37	37	37	37	37	37	37	37	37	37	37
VAR00014	Pearson Correlation	-.012	.184	.210	.236	.294	-.057	.257	.363*	.227	.070	.302	.141
	Sig. (2-tailed)	.942	.276	.213	.159	.077	.739	.125	.027	.177	.683	.070	.406
	N	37	37	37	37	37	37	37	37	37	37	37	37
VAR00015	Pearson Correlation	-.201	.525**	.011	.099	-.125	.207	.035	.207	.482**	.452**	.907**	.586**
	Sig. (2-tailed)	.234	.001	.951	.558	.462	.220	.838	.219	.003	.005	.000	.000
	N	37	37	37	37	37	37	37	37	37	37	37	37
VAR00016	Pearson Correlation	.756**	-.218	.081	.265	.469**	.048	.203	-.077	-.415*	-.128	-.457**	-.215
	Sig. (2-tailed)	.000	.194	.635	.113	.003	.778	.228	.651	.011	.449	.005	.202

Office | IBM SPSS Statistics Processor is ready | Unicode:ON

Type here to search | Huja... | ENG | 6:38 AM 2/10/2025

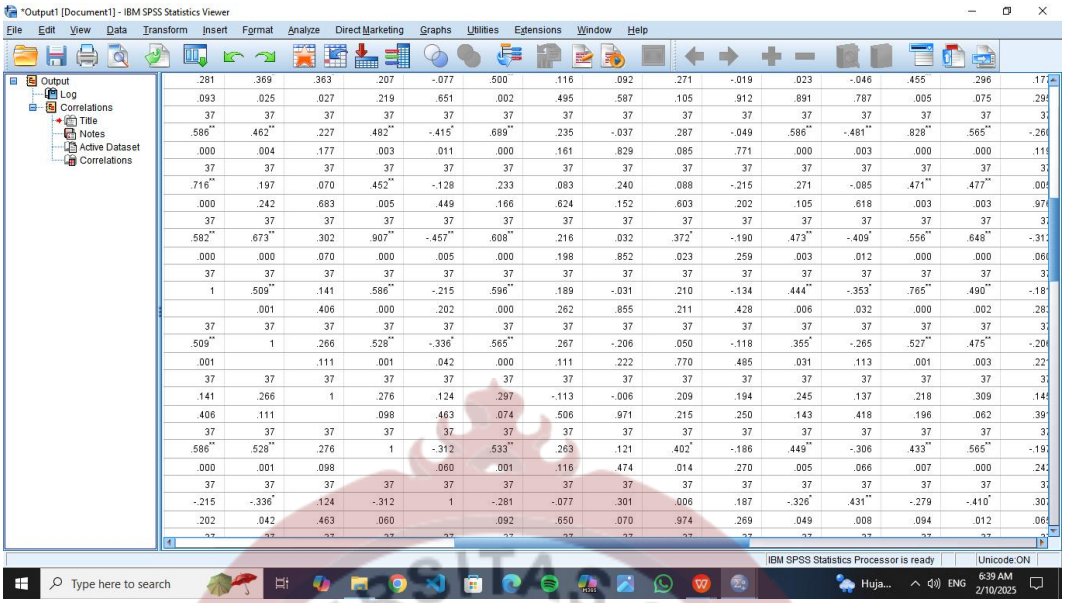

.281	.369	.363	.207	-.077	.500	.116	.092	.271	-.019	.023	-.046	.455	.296	.17
.093	.025	.027	.219	.651	.002	.495	.587	.105	.912	.891	.787	.005	.075	.29
37	37	37	37	37	37	37	37	37	37	37	37	37	37	3
.586**	.462**	.227	.482**	-.415*	.689**	.235	-.037	.287	-.049	.586**	-.481**	.828**	.565**	-.26
.000	.004	.177	.003	.011	.000	.161	.829	.085	.771	.000	.003	.000	.000	.11
37	37	37	37	37	37	37	37	37	37	37	37	37	37	3
.716**	.197	.070	.452**	-.128	.233	.083	.240	.088	-.215	.271	-.085	.471**	.477**	.00
.000	.242	.683	.005	.449	.166	.624	.152	.603	.202	.105	.618	.003	.003	.97
37	37	37	37	37	37	37	37	37	37	37	37	37	37	3
.582**	.673**	.302	.907**	-.457**	.608**	.216	.032	.372*	-.190	.473**	-.409*	.556**	.648**	-.31
.000	.000	.070	.000	.005	.000	.198	.852	.023	.259	.003	.012	.000	.000	.06
37	37	37	37	37	37	37	37	37	37	37	37	37	37	3
1	.509**	.141	.586**	-.215	.596**	.189	-.031	.210	-.134	.444**	-.353*	.765**	.490**	-.18
	.001	.406	.000	.202	.000	.262	.855	.211	.428	.006	.032	.000	.002	.28
37	37	37	37	37	37	37	37	37	37	37	37	37	37	3
.509**	1	.266	.528**	-.336*	.565**	.267	-.206	.050	-.118	.355*	-.265	.527**	.475**	-.20
.001		.111	.001	.042	.000	.111	.222	.770	.485	.031	.113	.001	.003	.22
37	37	37	37	37	37	37	37	37	37	37	37	37	37	3
.141	.266	1	.276	.124	.297	-.113	-.006	.209	.194	.245	.137	.218	.309	.14
.406	.111		.098	.463	.074	.506	.971	.215	.250	.143	.418	.196	.062	.39
37	37	37	37	37	37	37	37	37	37	37	37	37	37	3
.586**	.528**	.276	1	-.312	.533**	.263	.121	.402*	-.186	.449**	-.306	.433**	.565**	-.19
.000	.001	.098		.060	.001	.116	.474	.014	.270	.005	.066	.007	.000	.24
37	37	37	37	37	37	37	37	37	37	37	37	37	37	3
-.215	-.336*	.124	-.312	1	-.281	-.077	.301	.006	.187	-.326*	.431**	-.279	-.410*	.30
.202	.042	.463	.060		.092	.650	.070	.974	.269	.049	.008	.094	.012	.06

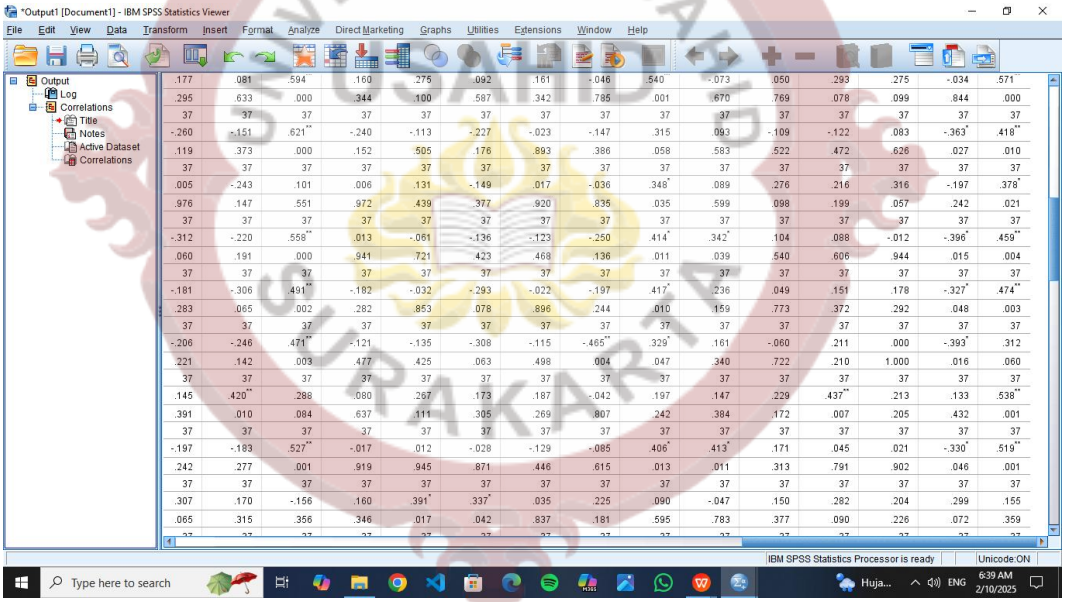

.177	.081	.594	.160	.275	.092	.161	-.046	.540	-.073	.050	.293	.275	-.034	.571
.295	.633	.000	.344	.100	.587	.342	.785	.001	.670	.769	.078	.099	.844	.000
37	37	37	37	37	37	37	37	37	37	37	37	37	37	37
-.260	-.151	.621**	-.240	-.113	-.227	-.023	-.147	.315	.093	-.109	-.122	.083	-.363*	.418**
.119	.373	.000	.152	.505	.176	.893	.386	.058	.583	.522	.472	.626	.027	.010
37	37	37	37	37	37	37	37	37	37	37	37	37	37	37
.005	-.243	.101	.006	.131	-.149	.017	-.036	.348*	.089	.276	.216	.316	-.197	.378*
.976	.147	.551	.972	.439	.377	.920	.835	.035	.599	.098	.199	.057	.242	.021
37	37	37	37	37	37	37	37	37	37	37	37	37	37	37
-.312	-.220	.558**	.013	-.061	-.136	-.123	-.250	.414*	.342*	.104	.088	-.012	-.396*	.459**
.060	.191	.000	.941	.721	.423	.468	.136	.011	.039	.540	.606	.944	.015	.004
37	37	37	37	37	37	37	37	37	37	37	37	37	37	37
-.181	-.306	.491**	-.182	-.032	-.293	-.022	-.197	.417*	.236	.049	.151	.178	-.327*	.474**
.283	.065	.002	.282	.853	.078	.896	.244	.010	.159	.773	.372	.292	.048	.003
37	37	37	37	37	37	37	37	37	37	37	37	37	37	37
-.206	-.246	.471**	-.121	-.135	-.308	-.115	-.465**	.329*	.161	-.060	.211	.000	-.393*	.312
.221	.142	.003	.477	.425	.063	.498	.004	.047	.340	.722	.210	1.000	.016	.060
37	37	37	37	37	37	37	37	37	37	37	37	37	37	37
.145	.420**	.288	.080	.267	.173	.187	-.042	.197	.147	.229	.437**	.213	.133	.538**
.391	.010	.084	.637	.111	.305	.269	.807	.242	.384	.172	.007	.205	.432	.001
37	37	37	37	37	37	37	37	37	37	37	37	37	37	37
-.197	-.183	.527**	-.017	.012	-.028	-.129	-.085	.406*	.413*	.171	.045	.021	-.330*	.519**
.242	.277	.001	.919	.945	.871	.446	.615	.013	.011	.313	.791	.902	.046	.001
37	37	37	37	37	37	37	37	37	37	37	37	37	37	37
.307	.170	-.156	.160	.391*	.337*	.035	.225	.090	-.047	.150	.282	.204	.299	.155
.065	.315	.356	.346	.017	.042	.837	.181	.595	.783	.377	.090	.226	.072	.359

*Output1 [Document1] - IBM SPSS Statistics Viewer

File Edit View Data Transform Insert Format Analyze Direct Marketing Graphs Utilities Extensions Window Help

Output
- Log
- Correlations
  - Title
  - Notes
  - Active Dataset
  - Correlations

VAR00016	Pearson Correlation	.756**	-.218	.081	.265	.469**	.048	.203	-.077	-.415*	-.128	-.457**	-.215
	Sig. (2-tailed)	.000	.194	.635	.113	.003	.778	.228	.651	.011	.449	.005	.202
	N	37	37	37	37	37	37	37	37	37	37	37	37
VAR00017	Pearson Correlation	-.253	.752**	.067	.456**	-.176	.127	-.079	.500**	.689**	.233	.608**	.596**
	Sig. (2-tailed)	.130	.000	.693	.005	.298	.454	.642	.002	.000	.166	.000	.000
	N	37	37	37	37	37	37	37	37	37	37	37	37
VAR00018	Pearson Correlation	.050	.342*	.127	-.103	.184	-.093	.195	.116	.235	.083	.216	.189
	Sig. (2-tailed)	.771	.038	.455	.543	.275	.585	.247	.495	.161	.624	.198	.262
	N	37	37	37	37	37	37	37	37	37	37	37	37
VAR00019	Pearson Correlation	.410*	.048	-.215	-.059	.374*	.194	.110	.092	-.037	.240	.032	-.031
	Sig. (2-tailed)	.012	.778	.202	.731	.023	.250	.517	.587	.829	.152	.852	.855
	N	37	37	37	37	37	37	37	37	37	37	37	37
VAR00020	Pearson Correlation	.145	.378*	.010	.187	-.017	.237	.380*	.271	.287	.088	.372*	.210
	Sig. (2-tailed)	.392	.021	.954	.268	.918	.159	.020	.105	.085	.603	.023	.211
	N	37	37	37	37	37	37	37	37	37	37	37	37
VAR00021	Pearson Correlation	.180	-.094	.646**	-.066	.222	-.125	.306	-.019	-.049	-.215	-.190	-.134
	Sig. (2-tailed)	.287	.579	.000	.699	.187	.460	.066	.912	.771	.202	.259	.428
	N	37	37	37	37	37	37	37	37	37	37	37	37
VAR00022	Pearson Correlation	-.212	.512**	-.039	.080	-.258	-.168	.058	.023	.586**	.271	.473**	.444**
	Sig. (2-tailed)	.209	.001	.819	.639	.124	.320	.734	.891	.000	.105	.003	.006
	N	37	37	37	37	37	37	37	37	37	37	37	37
VAR00023	Pearson Correlation	.389*	-.384*	.216	-.082	.692**	.153	.087	-.046	-.481**	-.085	-.409*	-.353*
	Sig. (2-tailed)	.017	.019	.199	.628	.000	.366	.607	.787	.003	.618	.012	.032
	N	37	37	37	37	37	37	37	37	37	37	37	37
VAR00024	Pearson Correlation	-.321	.754**	.212	.214	-.213	.022	-.143	.455**	.828**	.471**	.556**	.765**
	Sig. (2-tailed)	.053	.000	.207	.202	.207	.899	.400	.005	.000	.003	.000	.000

IBM SPSS Statistics Processor is ready | Unicode:ON | H: 2826, W: 3290 pt.

Type here to search 25°C ENG 6:42 AM 2/10/2025

*Output1 [Document1] - IBM SPSS Statistics Viewer

File Edit View Data Transform Insert Format Analyze Direct Marketing Graphs Utilities Extensions Window Help

Output
- Log
- Correlations
  - Title
  - Notes
  - Active Dataset
  - Correlations

-.215	-.336*	.124	-.312	1	-.281	-.077	.301	.006	.187	-.326*	.431**	-.279	-.410*	.30
.202	.042	.463	.060		.092	.650	.070	.974	.269	.049	.008	.094	.012	.06
37	37	37	37	37	37	37	37	37	37	37	37	37	37	3
.596**	.565**	.297	.533**	-.281	1	.148	.079	.251	-.267	.485**	-.460**	.693**	.514**	-.13
.000	.000	.074	.001	.092		.383	.642	.134	.110	.002	.004	.000	.001	.41
37	37	37	37	37	37	37	37	37	37	37	37	37	37	3
.189	.267	-.113	.263	-.077	.148	1	.258	.232	.059	.204	.075	.201	.250	.23
.262	.111	.506	.116	.650	.383		.123	.168	.729	.226	.661	.232	.135	.16
37	37	37	37	37	37	37	37	37	37	37	37	37	37	3
-.031	-.206	-.006	.121	.301	.079	.258	1	.150	-.364*	-.031	.267	-.020	.253	.436*
.855	.222	.971	.474	.070	.642	.123		.375	.027	.857	.111	.904	.131	.00
37	37	37	37	37	37	37	37	37	37	37	37	37	37	3
.210	.050	.209	.402*	.006	.251	.232	.150	1	.133	.180	-.025	.230	.384*	-.29
.211	.770	.215	.014	.974	.134	.168	.375		.431	.285	.884	.171	.019	.07
37	37	37	37	37	37	37	37	37	37	37	37	37	37	3
-.134	-.118	.194	-.186	.187	-.267	.059	-.364*	.133	1	-.084	.337*	-.061	-.331*	.09
.428	.485	.250	.270	.269	.110	.729	.027	.431		.623	.041	.719	.045	.59
37	37	37	37	37	37	37	37	37	37	37	37	37	37	3
.444**	.355*	.245	.449**	-.326*	.485**	.204	-.031	.180	-.084	1	-.326*	.536**	.429**	-.23
.006	.031	.143	.005	.049	.002	.226	.857	.285	.623		.049	.001	.008	.16
37	37	37	37	37	37	37	37	37	37	37	37	37	37	3
-.353*	-.265	.137	-.306	.431**	-.460**	.075	.267	-.025	.337*	-.326*	1	-.419**	-.321	.550*
.032	.113	.418	.066	.008	.004	.661	.111	.884	.041	.049		.010	.053	.00
37	37	37	37	37	37	37	37	37	37	37	37	37	37	3
.765**	.527**	.218	.433**	-.279	.693**	.201	-.020	.230	-.061	.536**	-.419**	1	.524**	-.21
.000	.001	.196	.007	.094	.000	.232	.904	.171	.719	.001	.010		.001	.19

IBM SPSS Statistics Processor is ready | Unicode:ON | H: 2826, W: 3290 pt.

Type here to search 25°C ENG 6:42 AM 2/10/2025

*Output1 [Document1] - IBM SPSS Statistics Viewer

File Edit View Data Transform Insert Format Analyze Direct Marketing Graphs Utilities Extensions Window Help

Output
- Log
- Correlations
  - Title
  - Notes
  - Active Dataset
  - Correlations

.307	.170	-.156	.160	.391*	.337*	.035	.225	.090	-.047	.150	.282	.204	.299	.155
.065	.315	.356	.346	.017	.042	.837	.181	.595	.783	.377	.090	.226	.072	.359
37	37	37	37	37	37	37	37	37	37	37	37	37	37	37
-.139	-.371*	.838**	-.091	-.022	-.280	-.283	-.313	.435**	.332*	-.118	.115	.128	-.311	.480**
.413	.024	.000	.592	.899	.093	.090	.059	.007	.045	.485	.498	.449	.061	.003
37	37	37	37	37	37	37	37	37	37	37	37	37	37	37
.231	.126	.210	.396*	.191	.191	.273	.107	-.018	.111	.149	.230	.088	.059	.434**
.169	.457	.213	.015	.257	.256	.103	.527	.914	.513	.379	.171	.605	.728	.007
37	37	37	37	37	37	37	37	37	37	37	37	37	37	37
.436**	.058	.207	.588**	.432**	.432**	.054	.247	.244	.162	.446**	.367*	.028	.240	.432**
.007	.732	.220	.000	.008	.008	.749	.140	.145	.338	.006	.026	.870	.153	.008
37	37	37	37	37	37	37	37	37	37	37	37	37	37	37
-.293	.127	.262	.230	.117	.145	.298	.353*	.210	.048	.045	-.041	-.126	-.050	.485**
.079	.454	.117	.170	.491	.390	.073	.032	.211	.779	.792	.808	.457	.770	.002
37	37	37	37	37	37	37	37	37	37	37	37	37	37	37
.091	.485**	-.222	-.009	-.039	.357*	.616**	.022	-.064	-.084	.097	-.016	.204	.237	.177
.590	.002	.186	.956	.821	.030	.000	.899	.706	.623	.566	.927	.227	.158	.296
37	37	37	37	37	37	37	37	37	37	37	37	37	37	37
-.231	.020	.404*	-.020	.061	-.166	-.273	-.273	.182	.481**	.026	-.105	-.116	-.326*	.321
.169	.908	.013	.905	.718	.326	.103	.102	.280	.003	.877	.537	.495	.049	.052
37	37	37	37	37	37	37	37	37	37	37	37	37	37	37
.550**	.536**	-.289	.527**	.269	.493**	.473**	.242	-.090	.013	.366*	.239	-.117	.605**	.212
.000	.001	.083	.001	.107	.002	.003	.150	.594	.941	.026	.154	.490	.000	.208
37	37	37	37	37	37	37	37	37	37	37	37	37	37	37
-.217	-.181	.617**	-.097	-.109	-.224	-.012	-.310	.468**	.138	-.044	.153	.145	-.329*	.487**
.197	.283	.000	.568	.522	.182	.943	.061	.004	.414	.797	.367	.391	.047	.002

IBM SPSS Statistics Processor is ready | Unicode:ON | H: 2826, W: 3290 pt.

Type here to search | 25°C | ENG | 6:43 AM 2/10/2025

*Output1 [Document1] - IBM SPSS Statistics Viewer

File Edit View Data Transform Insert Format Analyze Direct Marketing Graphs Utilities Extensions Window Help

Output
- Log
- Correlations
  - Title
  - Notes
  - Active Dataset
  - Correlations

VAR00024	Pearson Correlation	-.321	.754**	.212	.214	-.213	.022	-.143	.455**	.828**	.471**	.556**	.765**
	Sig. (2-tailed)	.053	.000	.207	.202	.207	.899	.400	.005	.000	.003	.000	.000
	N	37	37	37	37	37	37	37	37	37	37	37	37
VAR00025	Pearson Correlation	-.336*	.503**	-.031	.003	-.153	.028	-.041	.296	.565**	.477**	.648**	.490**
	Sig. (2-tailed)	.042	.002	.855	.987	.366	.871	.808	.075	.000	.003	.000	.002
	N	37	37	37	37	37	37	37	37	37	37	37	37
VAR00026	Pearson Correlation	.297	-.237	.212	-.223	.598**	-.043	.223	.177	-.260	.005	-.312	-.181
	Sig. (2-tailed)	.074	.158	.208	.185	.000	.799	.185	.295	.119	.976	.060	.283
	N	37	37	37	37	37	37	37	37	37	37	37	37
VAR00027	Pearson Correlation	.177	-.280	.183	-.185	.533**	.033	.451**	.081	-.151	-.243	-.220	-.306
	Sig. (2-tailed)	.294	.093	.278	.274	.001	.844	.005	.633	.373	.147	.191	.065
	N	37	37	37	37	37	37	37	37	37	37	37	37
VAR00028	Pearson Correlation	-.178	.687**	.073	.504**	-.036	.225	.023	.594**	.621**	.101	.558**	.491**
	Sig. (2-tailed)	.292	.000	.670	.001	.832	.180	.891	.000	.000	.551	.000	.002
	N	37	37	37	37	37	37	37	37	37	37	37	37
VAR00029	Pearson Correlation	.312	-.090	.025	-.134	.490**	.174	.108	.160	-.240	.006	.013	-.182
	Sig. (2-tailed)	.060	.597	.882	.429	.002	.303	.523	.344	.152	.972	.941	.282
	N	37	37	37	37	37	37	37	37	37	37	37	37
VAR00030	Pearson Correlation	.535**	.100	-.047	.010	.465**	.126	.282	.275	-.113	.131	-.061	-.032
	Sig. (2-tailed)	.001	.556	.784	.953	.004	.456	.091	.100	.505	.439	.721	.853
	N	37	37	37	37	37	37	37	37	37	37	37	37
VAR00031	Pearson Correlation	.360*	-.238	.298	-.219	.567**	.128	.388*	.092	-.227	-.149	-.136	-.293
	Sig. (2-tailed)	.029	.156	.073	.193	.000	.452	.018	.587	.176	.377	.423	.078
	N	37	37	37	37	37	37	37	37	37	37	37	37
VAR00032	Pearson Correlation	-.025	-.038	.327*	-.202	.261	-.009	.201	.161	-.023	.017	-.123	-.022
	Sig. (2-tailed)	.884	.825	.048	.232	.119	.958	.234	.342	.893	.920	.468	.896

IBM SPSS Statistics Processor is ready | Unicode:ON | H: 2826, W: 3290 pt.

Type here to search | 25°C | ENG | 6:47 AM 2/10/2025

*Output1 [Document1] - IBM SPSS Statistics Viewer

File Edit View Data Transform Insert Format Analyze Direct Marketing Graphs Utilities Extensions Window Help

Output
- Log
- Correlations
  - Title
  - Notes
  - Active Dataset
  - Correlations

.527**	.218	.433**	-.279	.693**	.201	-.020	.230	-.061	.536**	-.419**	1	.524**	-.217	-.181
.001	.196	.007	.094	.000	.232	.904	.171	.719	.001	.010		.001	.197	.283
37	37	37	37	37	37	37	37	37	37	37	37	37	37	37
.475**	.309	.565**	-.410*	.514**	.250	.253	.384*	-.331*	.429**	-.321	.524**	1	-.119	-.185
.003	.062	.000	.012	.001	.135	.131	.019	.045	.008	.053	.001		.482	.274
37	37	37	37	37	37	37	37	37	37	37	37	37	37	37
-.206	.145	-.197	.307	-.139	.231	.436**	-.293	.091	-.231	.550**	-.217	-.119	1	.404*
.221	.391	.242	.065	.413	.169	.007	.079	.590	.169	.000	.197	.482		.013
37	37	37	37	37	37	37	37	37	37	37	37	37	37	37
-.246	.420**	-.183	.170	-.371*	.126	.058	.127	.485**	.020	.536**	-.181	-.185	.404*	1
.142	.010	.277	.315	.024	.457	.732	.454	.002	.908	.001	.283	.274	.013	
37	37	37	37	37	37	37	37	37	37	37	37	37	37	37
.471**	.288	.527**	-.156	.838**	.210	.207	.262	-.222	.404*	-.289	.617**	.402*	-.047	-.178
.003	.084	.001	.356	.000	.213	.220	.117	.186	.013	.083	.000	.014	.782	.292
37	37	37	37	37	37	37	37	37	37	37	37	37	37	37
-.121	.080	-.017	.160	-.091	.396*	.588**	.230	-.009	-.020	.527**	-.097	.106	.447**	.365*
.477	.637	.919	.346	.592	.015	.000	.170	.956	.905	.001	.568	.534	.006	.026
37	37	37	37	37	37	37	37	37	37	37	37	37	37	37
-.135	.267	.012	.391*	-.022	.191	.432**	.117	-.039	.061	.269	-.109	.068	.469**	.276
.425	.111	.945	.017	.899	.257	.008	.491	.821	.718	.107	.522	.688	.003	.098
37	37	37	37	37	37	37	37	37	37	37	37	37	37	37
-.308	.173	-.028	.337*	-.280	.191	.432**	.145	.357*	-.166	.493**	-.224	-.072	.517**	.649**
.063	.305	.871	.042	.093	.256	.008	.390	.030	.326	.002	.182	.671	.001	.000
37	37	37	37	37	37	37	37	37	37	37	37	37	37	37
-.115	.187	-.129	.035	-.283	.273	.054	.298	.616**	-.273	.473**	-.012	.004	.340*	.535**
.498	.269	.446	.837	.090	.103	.749	.073	.000	.103	.003	.943	.981	.040	.001

IBM SPSS Statistics Processor is ready | Unicode:ON | H: 2826, W: 3290 pt.

Type here to search | LQ45 | ENG | 6:48 AM 2/10/2025

*Output1 [Document1] - IBM SPSS Statistics Viewer

File Edit View Data Transform Insert Format Analyze Direct Marketing Graphs Utilities Extensions Window Help

Output
- Log
- Correlations
  - Title
  - Notes
  - Active Dataset
  - Correlations

-.217	-.181	.617**	-.097	-.109	-.224	-.012	-.310	.468**	.138	-.044	.153	.145	-.329*	.487**
.197	.283	.000	.568	.522	.182	.943	.061	.004	.414	.797	.367	.391	.047	.002
37	37	37	37	37	37	37	37	37	37	37	37	37	37	37
-.119	-.185	.402*	.106	.068	-.072	.004	.042	.265	.132	.254	.318	.098	-.238	.486**
.482	.274	.014	.534	.688	.671	.981	.806	.112	.437	.130	.055	.564	.157	.002
37	37	37	37	37	37	37	37	37	37	37	37	37	37	37
1	.404*	-.047	.447**	.469**	.517**	.340*	.213	-.033	.142	.286	.451**	.145	.480**	.323
	.013	.782	.006	.003	.001	.040	.205	.849	.400	.086	.005	.393	.003	.051
37	37	37	37	37	37	37	37	37	37	37	37	37	37	37
.404*	1	-.178	.365*	.276	.649**	.535**	.295	-.230	.007	.105	.140	-.117	.562**	.289
.013		.292	.026	.098	.000	.001	.076	.172	.968	.538	.410	.491	.000	.083
37	37	37	37	37	37	37	37	37	37	37	37	37	37	37
-.047	-.178	1	.030	.034	.013	-.158	-.142	.578**	.457**	.049	.141	.089	-.235	.597**
.782	.292		.860	.844	.941	.350	.401	.000	.004	.772	.407	.601	.161	.000
37	37	37	37	37	37	37	37	37	37	37	37	37	37	37
.447**	.365*	.030	1	.464**	.546**	.261	.212	.147	.122	.531**	.402*	.047	.483**	.470**
.006	.026	.860		.004	.000	.119	.207	.384	.474	.001	.014	.784	.002	.003
37	37	37	37	37	37	37	37	37	37	37	37	37	37	37
.469**	.276	.034	.464**	1	.319	.074	.364*	.103	.027	.309	.450**	.275	.270	.477**
.003	.098	.844	.004		.054	.662	.027	.545	.873	.063	.005	.100	.105	.003
37	37	37	37	37	37	37	37	37	37	37	37	37	37	37
.517**	.649**	.013	.546**	.319	1	.492**	.360*	.068	.059	.425**	.340*	.092	.555**	.444**
.001	.000	.941	.000	.054		.002	.029	.691	.730	.009	.040	.587	.000	.006
37	37	37	37	37	37	37	37	37	37	37	37	37	37	37
.340*	.535**	-.158	.261	.074	.492**	1	.340*	-.029	-.172	.203	.274	.080	.316	.337*
.040	.001	.350	.119	.662	.002		.040	.863	.309	.228	.101	.640	.056	.041

IBM SPSS Statistics Processor is ready | Unicode:ON | H: 2826, W: 3290 pt.

Type here to search | LQ45 | ENG | 6:48 AM 2/10/2025

*Output1 [Document1] - IBM SPSS Statistics Viewer

File Edit View Data Transform Insert Format Analyze Direct Marketing Graphs Utilities Extensions Window Help

Output
- Log
- Correlations
  - Title
  - Notes
  - Active Dataset
  - Correlations

	Sig. (2-tailed)	.884	.825	.048	.232	.119	.958	.234	.342	.893	.920	.468	.896
	N	37	37	37	37	37	37	37	37	37	37	37	37
VAR00033	Pearson Correlation	.257	-.053	-.107	-.152	.202	.065	.447**	-.046	-.147	-.036	-.250	-.197
	Sig. (2-tailed)	.125	.757	.529	.369	.230	.704	.006	.785	.386	.835	.136	.244
	N	37	37	37	37	37	37	37	37	37	37	37	37
VAR00034	Pearson Correlation	.076	.324	.147	.478**	.010	.344*	-.328*	.540**	.315	.348*	.414*	.417*
	Sig. (2-tailed)	.654	.051	.384	.003	.954	.037	.048	.001	.058	.035	.011	.010
	N	37	37	37	37	37	37	37	37	37	37	37	37
VAR00035	Pearson Correlation	-.035	.244	.019	.134	-.083	-.101	.148	-.073	.093	.089	.342*	.236
	Sig. (2-tailed)	.839	.146	.910	.428	.627	.551	.381	.670	.583	.599	.039	.159
	N	37	37	37	37	37	37	37	37	37	37	37	37
VAR00036	Pearson Correlation	.227	.117	.298	.026	.429**	-.053	.002	.050	-.109	.276	.104	.049
	Sig. (2-tailed)	.177	.490	.074	.876	.008	.757	.989	.769	.522	.098	.540	.773
	N	37	37	37	37	37	37	37	37	37	37	37	37
VAR00037	Pearson Correlation	.210	.115	.354*	.063	.369*	-.174	-.080	.293	-.122	.216	.088	.151
	Sig. (2-tailed)	.212	.496	.032	.713	.024	.303	.639	.078	.472	.199	.606	.372
	N	37	37	37	37	37	37	37	37	37	37	37	37
VAR00038	Pearson Correlation	.314	.179	.422**	.071	.109	-.075	-.040	.275	.083	.316	-.012	.178
	Sig. (2-tailed)	.058	.289	.009	.676	.521	.659	.816	.099	.626	.057	.944	.292
	N	37	37	37	37	37	37	37	37	37	37	37	37
VAR00039	Pearson Correlation	.423**	-.303	.211	-.085	.752**	.097	.169	-.034	-.363*	-.197	-.396*	-.327*
	Sig. (2-tailed)	.009	.069	.210	.618	.000	.569	.316	.844	.027	.242	.015	.048
	N	37	37	37	37	37	37	37	37	37	37	37	37
total	Pearson Correlation	.225	.572**	.374*	.278	.452**	.218	.227	.571**	.418**	.378*	.459**	.474**
	Sig. (2-tailed)	.180	.000	.023	.096	.005	.195	.177	.000	.010	.021	.004	.003
	N	37	37	37	37	37	37	37	37	37	37	37	37

IBM SPSS Statistics Processor is ready | Unicode:ON | H: 2826, W: 3290 pt.

Type here to search | TPIA | ENG | 6:50 AM 2/10/2025

*Output1 [Document1] - IBM SPSS Statistics Viewer

File Edit View Data Transform Insert Format Analyze Direct Marketing Graphs Utilities Extensions Window Help

Output
- Log
- Correlations
  - Title
  - Notes
  - Active Dataset
  - Correlations

.498	.269	.446	.837	.090	.103	.749	.073	.000	.103	.003	.943	.981	.040	.001
37	37	37	37	37	37	37	37	37	37	37	37	37	37	37
-.465**	-.042	-.085	.225	-.313	.107	.247	.353*	.022	-.273	.242	-.310	.042	.213	.295
.004	.807	.615	.181	.059	.527	.140	.032	.899	.102	.150	.061	.806	.205	.076
37	37	37	37	37	37	37	37	37	37	37	37	37	37	37
.329*	.197	.406*	.090	.435**	-.018	.244	.210	-.064	.182	-.090	.468**	.265	-.033	-.230
.047	.242	.013	.595	.007	.914	.145	.211	.706	.280	.594	.004	.112	.849	.172
37	37	37	37	37	37	37	37	37	37	37	37	37	37	37
.161	.147	.413*	-.047	.332*	.111	.162	.048	-.084	.481**	.013	.138	.132	.142	.007
.340	.384	.011	.783	.045	.513	.338	.779	.623	.003	.941	.414	.437	.400	.968
37	37	37	37	37	37	37	37	37	37	37	37	37	37	37
-.060	.229	.171	.150	-.118	.149	.446**	.045	.097	.026	.366*	-.044	.254	.286	.105
.722	.172	.313	.377	.485	.379	.006	.792	.566	.877	.026	.797	.130	.086	.538
37	37	37	37	37	37	37	37	37	37	37	37	37	37	37
.211	.437**	.045	.282	.115	.230	.367*	-.041	-.016	-.105	.239	.153	.318	.451**	.140
.210	.007	.791	.090	.498	.171	.026	.808	.927	.537	.154	.367	.055	.005	.410
37	37	37	37	37	37	37	37	37	37	37	37	37	37	37
.000	.213	.021	.204	.128	.088	.028	-.126	.204	-.116	-.117	.145	.098	.145	-.117
1.000	.205	.902	.226	.449	.605	.870	.457	.227	.495	.490	.391	.564	.393	.491
37	37	37	37	37	37	37	37	37	37	37	37	37	37	37
-.393*	.133	-.330*	.299	-.311	.059	.240	-.050	.237	-.326*	.605**	-.329*	-.238	.480**	.562**
.016	.432	.046	.072	.061	.728	.153	.770	.158	.049	.000	.047	.157	.003	.000
37	37	37	37	37	37	37	37	37	37	37	37	37	37	37
.312	.538**	.519**	.155	.480**	.434**	.432**	.485**	.177	.321	.212	.487**	.486**	.323	.289
.060	.001	.001	.359	.003	.007	.008	.002	.296	.052	.208	.002	.002	.051	.083
37	37	37	37	37	37	37	37	37	37	37	37	37	37	37

IBM SPSS Statistics Processor is ready | Unicode:ON | H: 2826, W: 3290 pt.

Type here to search | TPIA | ENG | 6:51 AM 2/10/2025

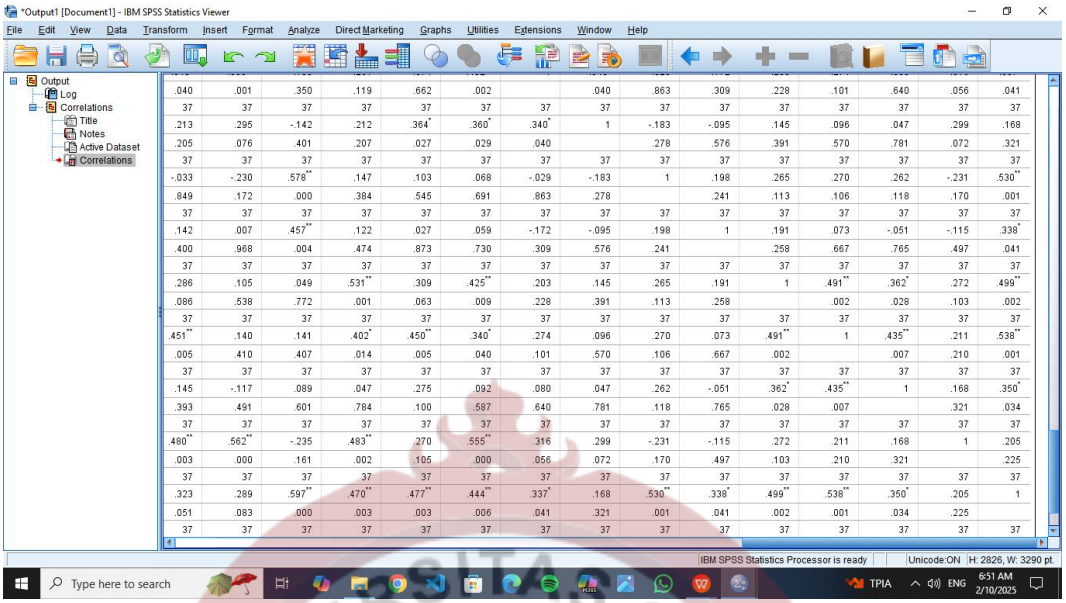

.040	.001	.350	.119	.662	.002		.040	.863	.309	.228	.101	.640	.056	.041
37	37	37	37	37	37	37	37	37	37	37	37	37	37	37
.213	.295	-.142	.212	.364*	.360*	.340*	1	-.183	-.095	.145	.096	.047	.299	.168
.205	.076	.401	.207	.027	.029	.040		.278	.576	.391	.570	.781	.072	.321
37	37	37	37	37	37	37	37	37	37	37	37	37	37	37
-.033	-.230	.578**	.147	.103	.068	-.029	-.183	1	.198	.265	.270	.262	-.231	.530**
.849	.172	.000	.384	.545	.691	.863	.278		.241	.113	.106	.118	.170	.001
37	37	37	37	37	37	37	37	37	37	37	37	37	37	37
.142	.007	.457**	.122	.027	.059	-.172	-.095	.198	1	.191	.073	-.051	-.115	.338*
.400	.968	.004	.474	.873	.730	.309	.576	.241		.258	.667	.765	.497	.041
37	37	37	37	37	37	37	37	37	37	37	37	37	37	37
.286	.105	.049	.531**	.309	.425**	.203	.145	.265	.191	1	.491**	.362*	.272	.499**
.086	.538	.772	.001	.063	.009	.228	.391	.113	.258		.002	.028	.103	.002
37	37	37	37	37	37	37	37	37	37	37	37	37	37	37
.451**	.140	.141	.402*	.450**	.340*	.274	.096	.270	.073	.491**	1	.435**	.211	.538**
.005	.410	.407	.014	.005	.040	.101	.570	.106	.667	.002		.007	.210	.001
37	37	37	37	37	37	37	37	37	37	37	37	37	37	37
.145	-.117	.089	.047	.275	.092	.080	.047	.262	-.051	.362*	.435**	1	.168	.350*
.393	.491	.601	.784	.100	.587	.640	.781	.118	.765	.028	.007		.321	.034
37	37	37	37	37	37	37	37	37	37	37	37	37	37	37
.480**	.562**	-.235	.483**	.270	.555**	.316	.299	-.231	-.115	.272	.211	.168	1	.205
.003	.000	.161	.002	.105	.000	.056	.072	.170	.497	.103	.210	.321		.225
37	37	37	37	37	37	37	37	37	37	37	37	37	37	37
.323	.289	.597**	.470**	.477**	.444**	.337*	.168	.530**	.338*	.499**	.538**	.350*	.205	1
.051	.083	.000	.003	.003	.006	.041	.321	.001	.041	.002	.001	.034	.225	
37	37	37	37	37	37	37	37	37	37	37	37	37	37	37

UNIVERSITAS SAHID USAHID SURAKARTA

Lampiran 18

HASIL ANALISIS STATISTIK UJI NORMALITAS ONE SAMPLE KOLMOGOROV-SMIRNOV

One-Sample Kolmogorov-Smirnov Test

		Unstandardized Residual
N		33
Normal Parameters[a,b]	Mean	.0000000
	Std. Deviation	13.46569359
Most Extreme Differences	Absolute	.082
	Positive	.074
	Negative	-.082
Test Statistic		.082
Asymp. Sig. (2-tailed)		.200[c,d]

a. Test distribution is Normal.

b. Calculated from data.

c. Lilliefors Significance Correction.

d. This is a lower bound of the true significance.

UNIVERSITAS SAHID SURAKARTA

Lampiran 19

FORM SKALA UJI COBA (*Try Out*)

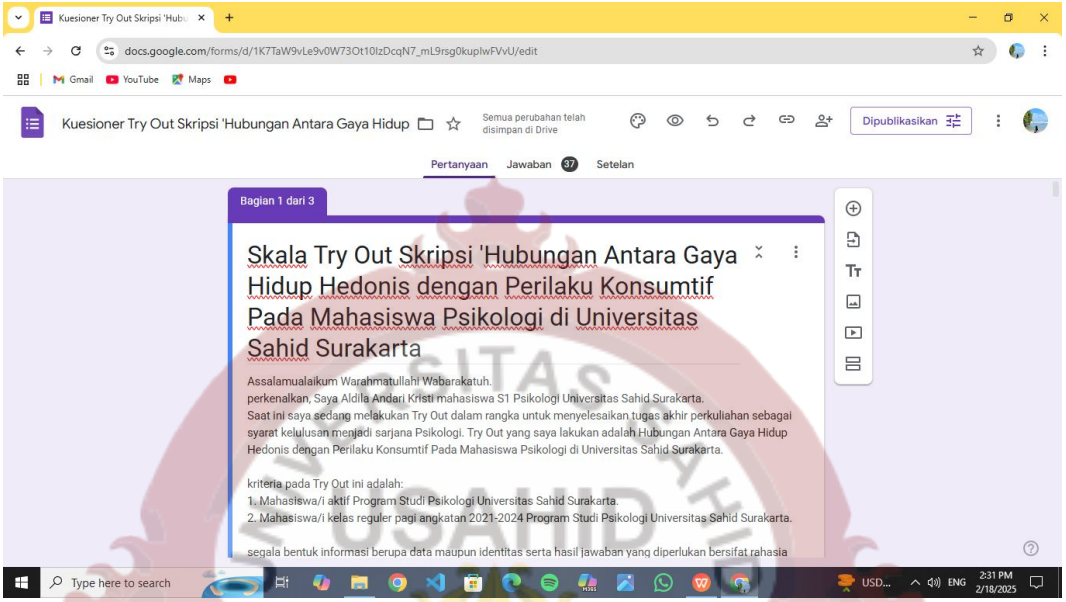

Lampiran 20
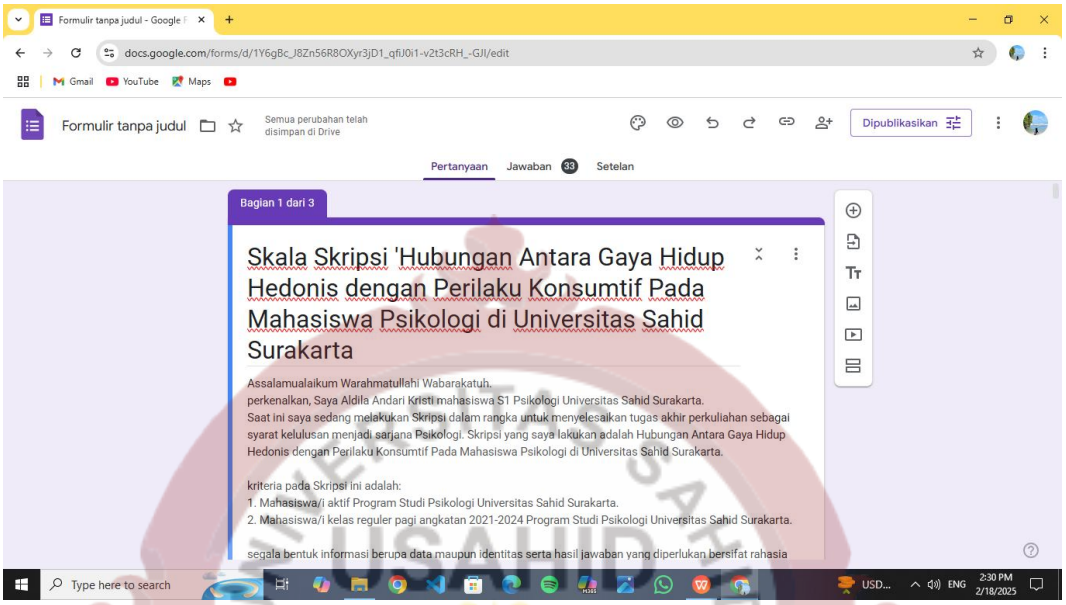
FORM SKALA PENELITIAN